

THE CANADIAN PHILATELIST

March/April 2021 mars/avril - VOL. 72 ♦ NO. 2

LE PHILATÉLISTE CANADIEN



THE CENTENNIAL MAPLE LEAF FLAG STAMP



ISRAEL STAMPS
INTRODUCED A NEW
COLLECTING FAD IN 1948



ALBERT CALMETTE
AND VENOMOUS
SNAKE ANTIVENOM



JAMES WEDDELL

PM40069611

\$5.00

R 9828

5,00\$



Journal of THE ROYAL PHILATELIC SOCIETY OF CANADA
Revue de LA SOCIÉTÉ ROYALE DE PHILATÉLIE DU CANADA



CANADIAN STAMP NEWS

#1 RESOURCE FOR PHILATELIC
COLLECTORS OF ALL AGES
AND INTERESTS

Order/renew your one-year **Canadian Stamp News** subscription

64% SAVINGS off cover price!

✓ **YES, please start my one-year (26 issues) subscription.**

☐ Print - \$51.99 plus tax ☐ Print & Digital Edition - \$57.98 plus tax

☐ Digital Edition Only - \$37.99 plus tax

Name: _____

Address: _____

City / Prov / Postal Code: _____

Email Address: _____

DETACH THIS FORM AND MAIL WITH PAYMENT TO:

Canadian Stamp News, PO Box 25009 Rose City RO, Welland, ON L3B 6G9

Order by phone: 1-800-408-0352 (M-F 8:30-4:30 EST, or visit CanadianStampNews.com/subscribe

United States subscription rate for one year (26 issues) is \$63.99 (US funds);

Foreign subscription rate for one year (26 issues) is \$256.00 (Cdn. funds).

COIN STAMP SUPPLIES

coinstampsupplies.com

1-800-408-0352

Mon.-Fri. 8:30 am - 4:30 pm EST

YOUR HEADQUARTERS
FOR NUMISMATIC
AND PHILATELIC SUPPLIES.

Receive our FREE Weekly e-Newsletter.

To subscribe, visit

www.coinstampsupplies.com/subscribe

OFFERING A WIDE RANGE OF PHILATELIC AND NUMISMATIC SUPPLIES

Subscribers to Canadian Stamp News or Canadian Coin News
receive **20% OFF** all regular priced merchandise*



* Members are paid subscribers of *Canadian Stamp News* and *Canadian Coin News*. The 20% discount only applies to stamp and coin supplies. Excluded are all silver and bullion products, coin bezels and any other exclusions listed on the website.

COINSTAMPSUPPLIES.COM

Public Auction - Spring 2021

Worldwide with Classic Stamps, U.S.A., British North America
Canada Small Queen Postal History, the Daniel Cantor Collection of
1903 - 1911 King Edward VII Era, Admirals with Rarities and Superb Mint NH

Contact us
today for your
complimentary
catalogue



Eastern Auctions Ltd.

P.O. Box 250 - Bathurst - New Brunswick - E2A 3Z2 - Canada

Tel: 1(506) 548-8986 / Fax: 1(506) 546-6627

Toll Free Tel: 1(800) 667-8267 / Fax: 1(888) 867-8267

email: contact@easternauctions.com / Website: www.easternauctions.com



THE ROYAL PHILATELIC
SOCIETY OF CANADA
LA SOCIÉTÉ ROYALE DE
PHILATÉLIE DU CANADA

Patron: vacant
Président d'honneur: vacant

2020-2021

**BOARD OF DIRECTORS -
CONSEIL D'ADMINISTRATION**

EXECUTIVE - DIRECTION

President - Président

Ed Kroft, QC, FRPSC, Vancouver, BC
e.kroft@shaw.ca

Vice President - Vice-Président

Sam Chiu, FRPSC, Toronto, ON
chiusam@hotmail.com

Treasurer - Trésorier

John Sharp, Toronto, ON
sharpone@rogers.com

Secretary - Secrétaire

Jane Sodero, Halifax, NS
jmsodero@hotmail.com

Past President - Président Sortant

James R. Taylor, FRPSC, Calgary, AB
miquelon@shaw.ca

Directors - Les Directeurs

Stéphane Cloutier, FRPSC, FPHSC, Ottawa, ON
cloutier1967@sympatico.ca

Hugo Deshayé MMM CD, Quebec City, QC
hdphil@videotron.ca

John Hall, Dartmouth, NS
john_hall_13@hotmail.com

Steve Johnson, London, ON
steverman@rogers.com

Ken Lemke, OTB, Burlington, ON
kwlemke@sympatico.ca

David McLaughlin, Pickering, ON
david.mclaughlin@rogers.com

Robert Pinet, Toronto, ON
robert_pinet@yahoo.ca

Grégoire Tessier, Quebec City, QC
gtessier@videotron.ca

Joe Trauzzi, Brampton, ON
jtrauzzi@yahoo.ca

Mike Walsh, Wainfleet, ON
mw Walsh@trajan.ca

Joel Weiner, Edmonton, AB
joel.weiner@ualberta.ca

Editor - Rédacteur

Robin Harris, FRPSC
TCP Editor
PO Box 2243, Beausejour, MB R0E 0C0
editor@rpssc.org

Associate Editor - Rédacteur Associé

François Brisse, FRPSC

National Office - Bureau National

Lee Ann Stewart
Executive Assistant / Adjointe Exécutive
info@rpssc.org

Garfield Portch, FRPSC
garfield.portch@gmail.com

P.O. Box / C.P. 69080, St. Clair Post Office,
Toronto, ON M4T 3A1
Tel/Tél: (416) 921-2077 • Toll Free / Sans frais: 1-888-285-4143
Fax/Télépr: (416) 921-1282
www.rpssc.org

An invitation to join...
Joignez-vous à...

**THE ROYAL PHILATELIC SOCIETY OF CANADA
LA SOCIÉTÉ ROYALE DE PHILATÉLIE DU CANADA**

The Royal Philatelic Society of Canada (RPSC) is the successor to the national society founded in 1887. Membership in the Society is open to anyone interested in stamps. Whether you are a beginner or an advanced collector, The RPSC offers a number of services that will be of interest to you. Here are just a few:

THE CANADIAN PHILATELIST - The international award winning bi-monthly magazine of The RPSC, it provides stamp collectors information and news - for members and from the members. Each year, the author of the best article published in The Canadian Philatelist receives the Geldert medal.

PERSONAL COLLECTION INSURANCE - Group insurance is available for members to obtain coverage for their personal collections. Chapters can arrange third party liability coverage to protect the club and its events. Both policies have substantially lower premiums than non-members would pay for similar packages. Details are available on both types of insurance, upon request, from the National Office.

SALES CIRCUIT - The Sales Circuit is a useful method of disposing of surplus material and acquiring other material for your collection. Details on request.

ANNUAL MEETING - An annual convention held in a different locale each year provides an ideal opportunity to meet friends, exchange ideas, and get advice on your collection or exhibition at which exhibitors can qualify for international shows. You will also get a chance to visit a dealer bourse and attend interesting and informative seminars.

CHAPTERS - The RPSC has a network of local clubs across Canada. Chapter meeting details are published in *The Canadian Philatelist*. A great way to network with other collectors in your area.

RPSC WEBSITE - The Society has a Web site www.rpssc.org where members can find out about the latest developments, coming events and link up to many other stamp collecting sites. As a member, your e-mail and Website address can be added.

OTHER SOCIETIES - As the national society for stamp collectors, The RPSC works in partnership with many other societies and associations, such as the Canadian Stamp Dealers Association and Canada Post Corporation.

CANADA POST CORPORATION - The Society maintains a Canada Post Liaison Officer to represent the Society, its members and chapters. Members may raise issues of mutual interest with Canada Post Corporation through the National Office.

Join The RPSC!

- ADVICE ON DISPOSAL OF COLLECTIONS

- THEFT PROTECTION NETWORK

- LIVE TELEPHONE CONTACT WITH NATIONAL OFFICE

- OPPORTUNITIES TO EXHIBIT AT OUR ANNUAL CONVENTION AND INTERNATIONALLY

- ACCESS TO THE V. G. GREENE PHILATELIC RESEARCH FOUNDATION LIBRARY IN TORONTO

- THE RIGHT TO PARTICIPATE AND VOTE AT OUR AGM, AND TO HOLD ELECTED OFFICE

La Société royale de philatélie du Canada (SRPC) est le digne successeur de l'organisation fondée en 1887. Tout individu intéressé par la collection de timbres-poste peut en devenir membre. Que vous soyez un collectionneur débutant ou chevronné, la SRPC vous offre une gamme de services qui sauront vous intéresser. En voici quelques-uns:

LE PHILATÉLISTE CANADIEN - Cette publication bimestrielle, primée au niveau international, offre aux membres des informations et des nouvelles sur le monde philatélique rédigées par ses membres. Chaque année, la médaille Geldert est décernée à l'auteur du meilleur article publié dans *Le philatéliste canadien*.

CARNETS DE TIMBRES EN APPROBATION - Ils sont disponibles sur demande. C'est une façon facile de disposer de matériel en surplus ou d'acquérir des nouvelles pièces pour sa collection.

RÉUNION ANNUELLE - Un congrès annuel se tient dans différentes parties du pays. Une exposition de niveau national fait partie intégrante du congrès et permet à l'exposant de se qualifier pour les expositions internationales. De plus vous pouvez y visiter les tables de négociants et assister à des conférences.

ASSURANCE COLLECTION PERSONNELLE - les membres peuvent obtenir une assurance-groupe afin de protéger leurs collections personnelles. Les chapitres peuvent souscrire une assurance responsabilité vis-à-vis des tiers pour protéger le club et les événements qu'il organise. Les primes pour les deux polices sont de beaucoup inférieures à ce qu'un non-membre paierait pour un contrat similaire. Vous pouvez obtenir des renseignements sur ces deux types de police en vous adressant au Bureau national.

CHAPITRES - Des clubs locaux au Canada constituent un réseau où les membres de La SRPC reçoivent un accueil chaleureux. Les renseignements sont publiés dans *Le philatéliste canadien*.

SITE WEB DE LA SRPC - La SRPC a un site Internet www.rpssc.org où les membres obtiennent les informations à date, les événements philatéliques à venir et peuvent accéder à plusieurs autres sites philatéliques. Vous pouvez, en tant que membre, y ajouter vos adresses courriel et site web.

PARTENARIAT - La Société a des ententes avec plusieurs autres sociétés et associations philatéliques, notamment l'Association canadienne des négociants en timbres-poste et la Société canadienne des postes (SCP).

SOCIÉTÉ CANADIENNE DES POSTES - La SRPC a un agent de liaison pour représenter La Société, ses Chapitres et ses membres. Les membres peuvent soumettre des questions d'intérêt commun aux deux Sociétés. Vous pouvez également obtenir des renseignements auprès du Bureau national.

Devenez membre de La SRPC

- CONSEILS SUR LA FAÇON DE DISPOSER D'UNE COLLECTION

- RÉSEAU DE PROTECTION ANTIVOL

- CONTACT TÉLÉPHONIQUE EN PERSONNE AVEC LE BUREAU NATIONAL

- POSSIBILITÉ D'EXPOSER À NOTRE CONGRÈS NATIONAL OU À UN ÉVÈNEMENT INTERNATIONAL

- ACCÈS À LA BIBLIOTHÈQUE DE RECHERCHE PHILATÉLIQUE V.G. GREENE À TORONTO

- DROIT DE PARTICIPER, DE VOTER À NOTRE AGA ET DE REMPLIR UN MANDAT ÉLECTIF

LIST OF ADVERTISERS / LISTE DES ANNONCEURS

British North America Philatelic Society	77
Canadian Philatelic Society of Great Britain	83
Canadian Stamp Dealers Association	77
CoinStampSupplies.com	50
Gary Lyon / Eastern Auctions	51
Greenwood Stamp Company	57
Maresch, R. & Son	98
Postal History Society of Canada	69
RPSC Philatelic Research Foundation	93
RPSC Sales Circuit	97
Saskatoon Stamp Centre	55
Sparks Auctions	65
Vance Auctions Ltd.	69
Vincent Graves Greene Philatelic Research Foundation	60

We acknowledge the financial support of the Government of Canada.
Nous reconnaissons l'appui financier du gouvernement du Canada.

Canada

The Canadian Philatelist (ISSN 00-45-5253) published bimonthly by Philaprint Inc. 10 Summerhill Avenue, Toronto, Ont., M4T 1A8. Printed and produced in Canada by Trajan Publishing Corporation. © Philaprint Inc. 2020. Opinions expressed herein are those of individual authors only and neither the Publisher nor The Royal Philatelic Society of Canada accepts responsibility for them. Manuscripts should be typewritten or submitted on computer disk. Only original articles will be considered. Books and literature for review should be submitted to the editor. None of the editor, the Society, the publisher nor any officer or director incurs any liability for any article or manuscript or any item accompanying such article for photography, all of which are at the sole risk of the person submitting same. Indexed in the Canadian Magazine Index and available on-line in the Canadian Business and Current Affairs Database. The Publisher reserves the right to decline any advertising and acceptance does not imply endorsement of the product or service.

Subscription price for members of The Royal Philatelic Society of Canada \$30.00 per year. This amount is included in membership fees and the members automatically receive the journal. Non-members \$30.00 per year. Changes of address, undeliverable copies and orders for subscriptions should be sent to P.O. Box 69080, St. Clair Post Office, Toronto, ON M4T 3A1. Return postage guaranteed. Publications Mail Registration No. 09828.

Le Philatéliste canadien (ISSN 00-45-5253), bimensuel publié par Philaprint Inc., 10 Summerhill Avenue, Toronto, Ont., M4T 1A8. Fait et imprimé au Canada par Trajan Publishing Corporation. © Philaprint Inc. 2020. Les opinions émises sont celles des auteurs seulement et ni l'éditeur, ni La Société royale de philatélie du Canada n'accepte la responsabilité des opinions émises. Les manuscrits doivent être écrits à la machine ou soumis sur disquette d'ordinateur. Seuls les articles originaux seront pris en considération. Les livres et articles à examiner doivent être soumis au rédacteur en chef. Aucune responsabilité n'est acceptée par le rédacteur, la Société, l'éditeur ou tout membre du bureau ou du comité directeur, pour tout article, manuscrit ou tout autre document, comme des photographies, accompagnant ledit article ou manuscrit. La personne soumettant l'article en sera la seule responsable. Le *Philatéliste canadien* figure à l'Index des magazines canadiens et est disponible par Internet dans la banque de données de la Canadian Business and Current Affairs. L'éditeur se réserve le droit de refuser toute publicité; l'acceptation n'implique en rien une recommandation du produit ou du service.

Le prix de l'abonnement est de 30 \$ par an pour les membres de La Société royale de philatélie du Canada. Ce montant est inclus dans la cotisation et les membres reçoivent automatiquement le magazine. L'abonnement pour les non-membres est de 30 \$ par an. Les changements d'adresse, les exemplaires non-livrés et les demandes d'abonnement doivent être envoyés à : C.P. 69080, St. Clair Post Office, Toronto, ON M4T 3A1. Le port de retour est garanti. Le numéro d'enregistrement des éditions est : 09828.

COMMITTEES / COMITÉS

For contact information visit the RPSC website at
<http://www.rpsc.org/society.htm> or call National Office.

Vous pouvez obtenir les coordonnées sur le site Web de La SRPC
<http://www.rpsc.org/society.htm> ou en appelant au Bureau national.

THE CANADIAN PHILATELIST / LE PHILATÉLISTE CANADIEN

Editor / Rédacteur : Robin Harris, FRPSC, editor@rpsc.org

Associate Editor / Rédacteur Associé : François Brisse, FRPSC, fsbrisse@sympatico.ca

Editorial Committee / Comité de rédaction : François Brisse, FRPSC, Richard Gratton, FRPSC, Gray Scrimgeour, FRPSC, Robert Timberg

Business Manager / Directeur administratif : National Office / Bureau national

Advertising / publicité : National Office / Bureau national

BNAPS LIAISON / LIAISON AVEC BNAPS : Hugo Deshayes MMM CD

CHAPTER & AFFILIATES LIAISON / LIAISON AVEC LES CLUBS MEMBRES ET AFFILIÉS :

George Pepall, FRPSC, Stuart Keeley, Douglas McAndless, David McLaughlin

CSDA LIAISON / LIAISON AVEC L'ACNTP : Hugo Deshayes MMM CD

CONVENTIONS LIAISON - NATIONAL, REGIONAL & LOCAL SHOWS /

LIAISON POUR LES CONGRÈS - EXPOSITIONS NATIONALES, RÉGIONALES ET LOCALES :

Rodney Paige (C), Stuart Keeley, Hugo Deshayes MMM CD, David McLaughlin

ETHICS COMMITTEE / COMITÉ DES PLAINTES : Ed Kroft, QC, FRPSC (C),

Robert Timberg, Stuart Keeley

50-YEAR CLUB/LE CLUB DES 50 ANS : Lee Ann Stewart

FINANCE COMMITTEE / COMITÉ DES FINANCES : John Sharp, Robin Harris, FRPSC, Peter Kritiz

DEVELOPMENT & PLANNED GIVING / DÉVELOPPEMENT ET DONS PLANIFIÉS :

Robin Harris, FRPSC, Peter Kritiz, Ed Kroft, FRPSC, Arlene Sullivan, Mike Walsh

FQP LIAISON / LIAISON AVEC LA FQP : François Brisse, FRPSC

GELBERT MEDAL / MÉDAILLE GELBERT : Ed Kroft, QC, FRPSC, Kevin O'Reilly, FRPSC, George Pepall, FRPSC

HISTORIAN/ARCHIVES / HISTORIEN/ARCHIVES : Charles J. G. Verge, FRPSC

INTERNATIONAL LIAISON / LIAISON INTERNATIONALE : David McLaughlin (C),

Sam Chiu, FRPSC, James R. Taylor, FRPSC, Charles J.G. Verge, FRPSC

LEGAL ADVISOR / CONSEILLER JURIDIQUE : TBA / AC

MEMBERSHIP RECRUITMENT COORDINATOR /

COORDONNATEUR DU RECRUTEMENT : Doug McAndless, George Pepall, FRPSC, Joe Trauzzi

MEMBERSHIP REPORTING / GESTION DES ADHÉSIONS : National Office, Sam Chiu, FRPSC

MULTI-MEDIA PROGRAMS / PROGRAMMES MULTIMÉDIAS : Robert Lunn, FRPSC, George Pepall, FRPSC, Garfield Portch, FRPSC

NATIONAL & REGIONAL JUDGING PROGRAM / PROGRAMME D'ÉVALUATION NATIONAL :

National/International: Joel Weiner (C), Charles J. G. Verge, FRPSC, Ed Kroft, FRPSC,

Rodney Paige, Liz Hisey (APS) ex-officio member

Regional/Régional: Robert Lunn, FRPSC, John Hall (Atlantic), François Brisse, FRPSC (Québec), Rodney Paige (Ontario), David Piercey, FRPSC (West), Robert McGuinness (BC).

NATIONAL OFFICE / BUREAU NATIONAL : Lee Ann Stewart, Garfield Portch, FRPSC,

APS Liaison / Liaison avec l'APS : John McEntyre, David Piercey, FRPSC

Canada Post Liaison / Liaison avec Postes Canada : Mike Walsh

Insurance Plans / Régimes d'assurances : Garfield Portch, FRPSC

Medals & Awards / Médailles et prix : National Office/Bureau national, Sam Chiu, FRPSC

Press Releases / Communiqué de presse : National Office/Bureau national,

Robert Timberg, Mike Walsh

Public Relations / Relations publiques : George Pepall, FRPSC, Garfield Portch, FRPSC,

Services francophones / Francophone Services : Hugo Deshayes MMM CD,

Michèle Cartier, FRPSC

NOMINATING COMMITTEE / COMITÉ DES NOMINATIONS : Robert Lunn, FRPSC (C),

James Taylor, FRPSC, Robert Timberg

RPSC NATIONAL EXHIBITS DATABASE /

BANQUE DE DONNÉES DES EXPOSITIONS NATIONALES DE LA SRPC :

Robert McGuinness, David Piercey, FRPSC

RPSC WEBSITE / SITE INTERNET DE LA SRPC : Robin Harris, FRPSC

SALES CIRCUIT / CARNETS DE TIMBRES EN APPROBATION : Sandra Foss

SOCIAL MEDIA / MÉDIAS SOCIAUX : Sam Chiu, FRPSC (C), Hugo Deshayes MMM CD,

Robert Lunn, FRPSC, Leon Matthis, Jesse Robitaille, Jane Sodero (C), Robert Timberg, Mike Walsh

STRATEGIC PLANNING COMMITTEE / COMITÉ DE PLANIFICATION STRATÉGIQUE :

Ed Kroft, QC, FRPSC (C), Sam Chiu, FRPSC, Garfield Portch, FRPSC

T.A.P.E. EXECUTIVE DIRECTOR / T.A.P.E. DIRECTEUR EXÉCUTIF : TBA / AC

VOLUNTEER RECOGNITION COMMITTEE /

COMITÉ DE RECONNAISSANCE DES BÉNÉVOLES : Ed Kroft, QC, FRPSC,

Robert Lunn, FRPSC, John Hall, Garfield Portch, FRPSC, Arlene Sullivan

YOUTH COMMISSION / COMMISSION DE LA JEUNESSE : Stuart Keeley

THE CANADIAN PHILATELIST

March/April 2021 mars/avril - VOL. 72 ♦ NO. 2 (Number/Numéro 423)

LE PHILATÉLISTE CANADIEN

Journal of The ROYAL PHILATELIC SOCIETY OF CANADA
Revue de La SOCIÉTÉ ROYALE DE PHILATÉLIE DU CANADA

Contents / Table des matières

COLUMNS & INFORMATION

An Invitation to Join / Devenez membre	52
Departments and Committees / Services et comités.....	53
Alphabetical List of Advertisers / Liste des annonceurs	53
President's Page / La page du président	56
Editor's Notes / Notes du rédacteur.....	58
In Memoriam	59
In The Mailbox / Dans la boîte aux lettres.....	60
RPSC News / Nouvelles SRPC	61
Philatelic Website Listings / Liste de sites Web philatéliques	85
Let's Talk Exhibiting / Parlons Expositions	86
Book Reports	88
Membership Reports / Nouvelles de nos membres	89
Join The RPSC / Joignez-vous à la SRPC	89
Chapter Chatter / Parlons des chapitres.....	90
The Young Collector.....	92
Classifieds / Annonces classées.....	94

NEXT MONTH:

**Joint "hockey" articles with the
American Philatelic Society**



FEATURES

Calgary Virtual Stamp Show was a Success59
by Dale Speirs

Calgary's first virtual stamp show, called CalVirt 2021, was held from January 20 to February 10.

The Centennial Maple Leaf Flag Stamp.....62
by Dale Speirs

The Maple Leaf flag was adopted by Canada in 1965. Its official birth date is February 15 of that year.

Albert Calmette and Venomous Snake Antivenom.....66
by James R. Taylor, FRPSC, FRPSL

Bites from venomous snakes take the lives of thousands of people every year. The only antidote to potentially lethal snake bites is antivenom.

Airmail Envelope Papers70
By Bill Pekonen

Every stamp collector knows that postage stamps exist on different kinds of paper. Some stamps are on thinner paper than others.

The Philatelic Creations of Rev. Nathaniel Cole.....74
by Gordon Smith

As a collector of the postal history of Port Hood and Port Hood Island in Nova Scotia, I have come across a number of covers that have a similar look and feel.

Israel Stamps Introduced a New Collecting Fad in 1948.....78
by Richard Logan

Amid the subjects of much importance leading up to Israel's independence in 1948, the design of the first Israel postage stamps was comparatively unimportant to Zionism.

James Weddell: August 24, 1787 – September 8, 1834
A British sailor, navigator and seal hunter82
by Michael Somerville

James Weddell was born in Ostend on the Belgian coast to Scottish parents.

Donald Alfred King, 1866 - 193484
by Michael Peach, FRPSC

One of the prominent names among the pioneers of philately in Canada was Donald King, an expert on the early British North American issues.



CANADA • BNA

Supplying Quality Stamps for Over 50 Years!

From Choice Classics to Modern Errors & Varieties



View and shop our on-line database of
Canadian and British North American stamps at:

www.saskatoonstamp.com

Stamp Store
Internet Specials
New Stamps under \$100
Want List Service
Articles
About Us
Rare Stamp Gallery



Canada
Canada-Revenue
British Columbia
New Brunswick
Newfoundland
Nova Scotia
Prince Edward Island



SEE OUR NEW WEBSITE



Our Website now accepts PayPal®

Our current Private Treaty Catalogue of Canadian and BNA stamps is FREE ON REQUEST.



Our Specialty ... The Unusual

Internationally Recognized as a Leading Dealer in Canadian Errors and Varieties

We are always on the lookout for exceptional Canadian Rarities and Errors.

SASKATOON STAMP CENTRE

P.O. Box 1870, Saskatoon, SK, S7K 3S2, Canada

Call TOLL FREE 1-800-205-8814 in North America

or Phone: (306) 931-6633 or E-mail: ssc@saskatoonstamp.com





PRESIDENT'S PAGE

by/par Ed Kroft, FRPSC | president@rpsc.org

LA PAGE DU PRÉSIDENT

ONE YEAR HAS PASSED

Hello everyone. It's been a year since the start of the pandemic and people are still adjusting to the current state of life. We still don't have stamp shows occurring regularly. We've gotten used to virtual meetings and virtual exhibitions. Given the social nature of the hobby, we all tend to miss the collegiality. We all hope that things will get back to normal soon. Yet as I write this piece we are still faced with lockdowns and restrictions on travel.

PHILATELY IN 2021

Many of you are enjoying the time to work on your collections. Clubs continue to send out newsletters. Philatelic societies are still publishing journals. Every week I am invited to a new virtual meeting about an interesting philatelic topic. People often attend these virtual gatherings from around the world, or at minimum, from across Canada. This has been an exciting development in our hobby, to enable people to keep in touch and to share knowledge. Nonetheless we all hope that we will be able to congregate in person at a future stamp convention, local show or club meeting.

THE RPSC

Our society continues to hold monthly virtual meetings with topics of interest given by speakers from inside and outside Canada. The RPSC board met virtually on January 17 to discuss a variety of topics. Minutes are published on The RPSC website after their adoption at the next board meeting. Under serious consideration is how to hold a 2021 convention. The RPSC has endorsed the holding of the first virtual national exhibition in Canada. We hope more will follow so long as the pandemic prevents the safe holding of events. Please keep in touch with us. Also, we need you to nominate volunteers for the annual awards The RPSC has been giving.

BE CAREFUL OF CYBERCRIME AND CYBERTERRORISM

As everyone increases virtual communication, beware of cybercrime and efforts by people to damage and infiltrate your systems. Watch for suspicious emails and check the address of the sender. Do not open attachments from people you don't know.

Keep safe and healthy. Watch for the monthly eNewsletter for more developments. ✉

UNE ANNÉE S'EST ÉCOULÉE

Bonjour à tous. Une année s'est maintenant écoulée depuis le début de la pandémie et les gens continuent de s'adapter au mode de vie actuel. Nous n'avons toujours pas d'expositions philatéliques normales et nous nous sommes habitués aux réunions et aux expositions virtuelles. Compte tenu de la nature sociale de notre passe-temps, le travail en équipe commence à nous manquer. Nous espérons tous que les choses reviendront bientôt à la normale. Eh oui, alors que je rédige le présent article, nous sommes encore aux prises avec le confinement et les restrictions en matière de voyage.

LA PHILATÉLIE EN 2021

Beaucoup d'entre vous en profitent pour travailler dans leurs collections. Les clubs continuent d'envoyer des infolettres. Et les sociétés philatéliques publient toujours leurs revues. Chaque semaine, je suis invité à une nouvelle réunion virtuelle sur un sujet philatélique intéressant. Des gens de partout dans le monde et à tout le moins de partout au Canada assistent à ces rassemblements virtuels. Une avancée captivante dans notre passe-temps, qui a permis aux gens de demeurer en contact et d'échanger des connaissances! Néanmoins, nous espérons tous pouvoir nous réunir en personne dans un futur congrès philatélique, une exposition locale ou une réunion de club.

LA SRPC

Notre société continue à tenir des réunions virtuelles au cours desquelles des sujets d'intérêt sont traités par des conférenciers du Canada ou de l'étranger. Le conseil d'administration de La Société royale de philatélie du Canada s'est réuni virtuellement le 17 janvier pour discuter de divers sujets. Les procès-verbaux sont publiés dans le site Web après leur adoption à la réunion suivante. Nous examinons sérieusement la façon de tenir un congrès en 2021. La SRPC a approuvé l'organisation de la première exposition nationale virtuelle au Canada. Nous espérons que d'autres suivront tant que la pandémie nous empêchera de tenir des expositions matérielles sécuritaires. S'il vous plaît, demeurez en contact. Nous devons également nommer des bénévoles pour les prix annuels conférés par La SRPC.

ATTENTION AU CYBERCRIME ET AU CYBERTERRORISME

Comme tout le monde augmente ses communications virtuelles, prenez garde au cybercrime et aux efforts de gens qui pourraient infiltrer et endommager vos systèmes. Surveillez les courriels suspects et vérifiez les adresses des expéditeurs. N'ouvrez pas de pièces jointes provenant de personnes que vous ne connaissez pas.

Soyez prudents et portez-vous bien. Surveillez l'infolettre mensuelle pour d'autres nouvelles. ✉

WANTED

We can sell your Canadian or foreign stamp collections or accumulations on consignment for the nominal fee of 10%.

Please enquire before forwarding material.

R.F. NARBONNE, FRPSC, FPHSC, OTB

Telephone 1-613-257-5453

Call Toll Free 1-800-247-5619

(Canada Only)

GREENWOOD STAMP COMPANY

**136 Morphy Street
Carleton Place,
Ontario K7C 2B4**

— Since 1962 —



EDITOR'S NOTES

by/par Robin Harris, FRPSC | editor@rpssc.org

NOTES DU RÉDACTEUR

ZOOM ON IN

Well, it looks like we are going to be stuck in this Covid-19 pandemic for several more months. Let's take advantage of the situation. It certainly seems like stamp collectors have embraced this 'new world'.

As has The RPSC.

RPSC Director Joe Trauzzi has initiated monthly Zoom meetings and monthly Zoom stamp panels on a wide range of topics. Following is the list of the 2021 presentations, based on information as of mid-January. The RPSC website has been publicizing these since this past December; check the site for the most up-to-date details.

Plans are to have each event recorded, and then made available in the "members only" area on The RPSC website. This will become quite a treasure trove of information for members.



2021 ZOOM STAMP TALKS

- **JANUARY 11** - Derwin Mak - "The Batman First Day Ceremony at New York Comic Con"
- **FEBRUARY 8** - David Foot - "ELDO: Forerunner to the European Space Agency"
- **MARCH 9** - Liz Hisey - "Telling Stories with Postcards"
- **APRIL 12** - Ron Majors - "Canada/British North America (BNA)-Union and Confederate Postal Cross Border Correspondence during the US Civil War"
- **MAY 10** - Gerard McCulloch (Punk Philatelist) "Online Philately"
- **JUNE 14** - Jane Sodero "topic forthcoming"
- **JULY 12** - Ed Kroft "Uncommon Destinations for Mail from Palestine During British Occupation: 1917-1948"
- **AUGUST 9** - Jean Wang "topic forthcoming"
- **SEPTEMBER 13** - Robin Harris "Evolution of the Unitrade Catalogue from 2005 to the present"
- **OCTOBER 11** - Chris Green "Introduction to the German Colonies & Post Offices Abroad"
- **NOVEMBER 8** - Chris Hargreaves - "Paying for air mail: Canadian Air Mail stamps and protocols, 1928-1939"
- **DECEMBER 13** - Michel Houde "From Philatelist to Specialist"

2021 ZOOM STAMP PANELS

- **MONDAY JANUARY 18** - Stamp Collecting. *Where do I get stamps? How do I store them? What tools and supplies do I need? Basic questions and answers?* Ken Lemke(m), Jerry Piotrowski(p), Bob Thorne(p), Stuart Keeley(p)
- **TUESDAY FEBRUARY 9** - Collecting and real life. *What does a collector do? How can collecting stamps help in life?* Chris Hargreaves(m), David Hobden(p), Sam Chiu(p), Bob Gardner(p)
- **MONDAY MARCH 15** - Moving beyond album collecting. *Why would I want to? What are some areas to collect?* Ken Lemke(m), Ed Kroft(p), Sid Mensinga(p),
- **MONDAY APRIL 19** - Thematic collecting. *What is it? Why is it the newest rage?* Chris Hargreaves(m), Jean Wang(p), Derwin Mak (p)
- **MONDAY MAY 17** - The back of the book. *What does it comprise? Should I collect it? Is it affordable?* Chris Hargreaves(p), Ingo Nessel(p), John Wilson(p)
- **MONDAY JUNE 21** - Sample collecting area. *Communications during War. What can I collect? How did it work? Were the soldiers well served?* George Pepall(p), Leigh Hogg (p), David Hobden(p)
- **MONDAY JULY 19** - Other Considerations. *Forgeries, basics in spotting them. Insurance, do I need it and where can I get it? What to do with inherited collections?* Chris Hargreaves(m), Garfield Portch(p), Chris Green(p), John Wilson(p)
- **MONDAY AUGUST 16** - Clubs. *Why join a club? Benefits of a club? Where to find a club? What is the RPSC?* Ed Kroft(m), Garfield Portch(p), Ingo Nessel(p)
- **MONDAY SEPTEMBER 20** - Stamp Shows. *What are they? Why they are worth visiting? Camaraderie and the social benefits of collecting.* Mike Walsh(m), Charles Verge(p), Jane Sodero(p)
- **MONDAY OCTOBER 18** - Education and Youth. *Should I get my child involved? What are youth interested in? What can be learned from philately?* Jane Sodero(m), Ted Nixon(p)
- **MONDAY NOVEMBER 15** - Introduction into Exhibiting. *What is it? How does it work? How to get started? It is easier than you think.* Charles Verge(p), Jane Sodero(p)
- **MONDAY DECEMBER 20** - Research. *Why should I re-search my collection? How to conduct research. What resources are available? What is the Harry Sutherland Philatelic Library?* Charles Verge(p), John Wilson(p), Robert Timberg(p)

In Memoriam

MICHAEL O NOWLAN, FRPSC

It is with sadness that the RPSC announces the passing of Michael O'Keeffe Nowlan at the Dr Everett Chalmers Hospital on Wednesday, February 17, 2021. Born on September 1, 1937, Michael was the son of the late Harold and Margaret (O'Keeffe) Nowlan.

Michael was an accomplished philatelist. He wrote a regular column on stamps and stamp collecting in the local newspaper for many years. He also was a regular reviewer of new philatelic literature in *The Canadian Philatelist*. Michael was very involved in the Fredericton and District Stamp Club over many years having been an early member of the club. His collecting passion was the Scott #210 New Brunswick Seal stamp. Michael exhibited this stamp nationally and was awarded vermeil medals for his exhibits. Michael was also a Nationally accredited philatelic literature judge and had served on many panels. He

was a Director of The RPSC from 2006-2012 as well as serving in the role of Public Relations for The Royal from 2000 through 2012. In recognition of Michael's many years of contributing to philately through his writings, judging, exhibiting and service on the Board of the RPSC, he was made a Fellow of The RPSC in 2009.

Michael graduated from St. Thomas High School in 1955. He would go on to receive a BA from St. Thomas University in 1959, BED from UNB in 1964, MED from UNB in 1986 and an Honorary Doctorate of Letters from St. Thomas University in 2010. Michael enjoyed being an educator, teaching in Loggieville, Chatham, and Oromocto, finishing his career working in the NB Provincial Department of Education in Fredericton in the Curriculum Branch.

Michael was an active member in his community, being a member and past Grand Knight for the Knights of



Columbus, member and past president of the Canadian Council of Teachers of English Language Arts, member of the Writers Federation of New Brunswick. Michael was also a writer of poetry, this being another passion of his that he passed on to his students.

Michael will be missed by his wife of over 50 years, Gertrude; children Gregory (Katherine), Mary, Theresa (John), James, and Peter and numerous grandchildren, nieces, nephews and cousins.

(Prepared by Rob Lunn, FRPSC, Feb 2021)

Calgary Virtual Stamp Show was a Success

BY DALE SPEIRS

Calgary's first virtual stamp show, called CalVirt 2021, was held from January 20 to February 10. The Calgary Philatelic Society (CPS) normally stages a local stamp show called CAL-TAPEX every October, but like the rest of stampdom the event fell victim to the pandemic. Cowtown philatelists were anxious not to let the coronavirus get the best of them. In addition to converting CPS monthly meetings to Zoom sessions, it was decided to stage an online stamp show at the club's Website www.calgaryphilatelicsociety.com

There were 40 exhibits submitted by 16 exhibitors from across Canada, ranging from one page to multi-frames. An advantage of a virtual exhibition was that no heavy lifting was involved in setting up frames, nor did the exhibitors have to rigidly comply with exhibits in multiples of 16 pages. There were two types of judging. Norma Nielson (Eugene, Oregon) was an accredited judge who exam-



Norma Nielson

ined the exhibits in the usual way. Additionally, there were People's Choice opinion polls, done automatically online using the *SurveyMonkey* software.

Dave Russum was chairman of the event, assisted by the CPS webmaster, Dave Bartlet. Since virtual stamp shows are a learning experience everywhere, it was decided to keep the show simple with just PDF exhibits and Zoom sessions. Bartlet also produced show covers and Picture Postage™ stamps for the show. The theme, naturally, was COVID-19. Limited quantities were produced, so check the CPS website for availability.

Several Zoom sessions were held. On January 27, Norma Nielson discussed the differences between judging real and virtual shows. Judges like an overall look at an exhibition by standing in front of the frame and seeing the layout at a glance. With PDF exhibits, it is possible to view two pages side-by-side in Adobe® Reader®, but difficult to get an overall sense of the exhibit. Nielson then provided a critique of exhibits for those competitors attending the Zoom session. On February 3, a Zoom session was held announcing the results of the exhibition. See calgaryphilatelicsociety.com for results ☒



IN THE MAILBOX

DANS LA BOÎTE AUX LETTRES

DEAR EDITOR:

I have been, as most philatelists are during the last many months of the COVID-19 pandemic, going through my philatelic closet. I recently retrieved a bag which my step-granddaughter was given when she visited the kids table at ORAPEX a few years ago.

We (my spouse and step-granddaughter) had been in Ottawa for the yearly stamp show at the RA Center. I was exhibiting, so I went in on Friday to deliver my exhibit and we all returned to the RA Center on Sunday to pick it up. My step-granddaughter, then aged 6, was quickly magnetized to the kids table. She received a small stockbook, a magnifying glass, a pair of tongs, 2 envelopes of stamps and a small bag that she could fill in herself. She returned home with everything tucked in a Leuchtturm bag (Lighthouse in German). After a few months, when I saw the bag hanging idle in her closet, I brought it home so I can keep all the contents secure. She still talks about that event, but in her mind, these were toys.

What brought out this letter was that in the bag was a copy of *The Canadian Philatelist* July-August 2011. This issue revealed all that had occurred at the Royale*2011 Royal in Montréal, with plenty of pictures of happy philatelists receiving awards, or simply being photographed as they were attending. There was also a one-of-a-kind article by Patrick Draper about his lived-by experience at Ile Maurice, complete with multiple

stamp issues describing his text, which I thoroughly enjoyed. Such a step back of only nine years showed me how much we need to catch up with our hobby. I, myself, have been guilty of procrastinating in sending in texts to philatelic publications. I have made commitments which I haven't honored yet. I clearly hope that this situation will improve.

Denis Doren, RPSC, RPSL

DEAR EDITOR:

The article by George Pepall on "Cinderella Comes to the Big Apple" (Nov-Dec 2020) was very interesting, but there were a number of errors. Regarding New York From the Air, the three bridges are over the East River, not over the Hudson River, which is on the west (left side) of the island. From the bottom, they are the Brooklyn Bridge, Manhattan Bridge, and the Williamsburg Bridge. Also, they do not connect Manhattan to the mainland, but to the borough of Queens, which itself is on an island; the only borough in New York City that's on the mainland is the Bronx (where I was born). Finally, the Flagship Over Downtown New York is definitely not a jet plane; it looks like a DC-6, which was piston-powered.

David Streiner

Editor: The writer regrets the mistakes and appreciates the clarifications



Canada's Philatelic Centre

VINCENT GRAVES GREENE PHILATELIC RESEARCH FOUNDATION

www.greenefoundation.ca



EXPERTIZATION

- ▶ Canada's Premier Expertizing Service for BNA stamps and Postal History
- ▶ Greene Foundation certificates are the accepted standard for BNA material
- ▶ Expertization certifies authenticity for collectors and dealers
- ▶ Latest technology used
- ▶ See Website for forms, fees and instructions

LIBRARY

- ▶ Canada's largest Philatelic Library open to collectors
- ▶ Extensive BNA research material
- ▶ Hours: 10am-4pm Monday to Thursday; One Saturday per month; Fourth Wednesday each month: 10am-7pm
- ▶ Librarian on site for assistance
- ▶ See Website for latest news



PUBLICATIONS

- ▶ The Foundation publishes scholarly books on BNA stamp issues and Postal History
- ▶ Recent books have full colour illustrations
- ▶ See Website for a full listing and prices
- ▶ Order books directly from the Greene Foundation or online through eBay

10 Summerhill Ave, Toronto, Ontario, Canada M4T 1A8 – Phone: 416-921-2073 – Email: info@greenefoundation.ca

VIRTUAL ROYAL/ROYALE 2021 AGM

Mark your calendars! The RPSC will hold a *virtual* AGM on Monday, June 14, 2021 at 5PM EST using the Zoom platform.

This will be followed by two Zoom Stamp Talks:

- John Sharp – *A Stamp Collector visits Antarctica*
- Jane Sodero – *Not Quite 50*

Further details will be passed along as the time draws nearer.

(As we reported in the last TCP, due to the ongoing COVID-19 pandemic and provincial guidelines and restrictions, the host club for Royal*2021*Royale is unable to hold an in-person convention.)

AGA ROYAL/ROYALE 2021 VIRTUELLE

À inscrire à votre calendrier! La SRPC tiendra une AGA virtuelle, le lundi 14 juin 2021 à 17 heures, heure de l'Est, sur la plateforme Zoom.

Elle sera suivie de deux conférences philatéliques :

- John Sharp – *A Stamp Collector visits Antarctica (Un collectionneur de timbres visite l'Antarctique)*
- Jane Sodero – *Not Quite 50 (Pas tout à fait 50)*

D'autres détails vous seront communiqués à l'approche de la date fixée.

(Comme nous l'avons déjà indiqué dans le dernier numéro du *Philatéliste*, en raison de la pandémie de COVID-19 qui perdure et des directives et restrictions provinciales, le club hôte de Royal*2021*Royale ne pourra pas organiser un congrès en présence.)

RPSC NEWS | NOUVELLES SRPC | RPSC NEWS | NOUVELLES SRPC

2020 RPSC GELDERT MEDAL RECIPIENT - ROBIN HARRIS FRPSC OF MANITOBA

The Geldert Committee of the Royal Philatelic Society of Canada (RPSC) may award the Geldert Medal annually for the best article published in *The Canadian Philatelist*.

The RPSC is pleased to announce that they have selected the article "**Becoming the Understudy. Canada's Repeating 'Canada' Underprint**" (Volume 71, #2, Mar-Apr 2020) as the 2020 article most worthy of the Geldert Medal. **Congratulations to Robin Harris FRPSC of rural Manitoba.**

The Geldert Committee determined that the article contained excellent original research on modern Canadian issues that helps analyze new printing techniques to allow a better understanding and classification of varieties, an important area of modern Canadian philately. The Committee also considered that the article was well laid out and nicely illustrated to aid the reader.

Upon hearing of the news, Harris said, "Thank you so much for this honour; I am deeply humbled to be joining past honourees of this award. I hope other collectors have taken an interest in this intriguing area of modern Canadian stamp production as a result of the article, even though it requires looking at the back of the stamp!"

The Geldert Medal was established in 1967 by Phyllis Geldert in memory of her husband Dr. George M. "Mac" Geldert, FRPSC and RPSC president (1958-1967). A notable stamp collector herself, Mrs. Geldert was prominent in many facets of RPSC work, including a directorship from 1967 to 1978. She also served as executive director for three years. She was elected as a Fellow (FRPSC) of The Royal in 1968. Mrs. Geldert died on August 23, 2000.

The members of the Geldert Committee of The RPSC are Kevin O'Reilly FRPSC, Ed Kroft FRPSC and George Pepall FRPSC.

The Geldert Medal will be awarded at the 2021 AGM of The RPSC. ☐



RÉCIPIENDAIRE DE LA MÉDAILLE GELDERT DE LA SRPC POUR 2020 – ROBIN HARRIS, FSRPC, MANITOBA

Le Comité pour la médaille Geldert de la Société royale de philatélie du Canada (SRPC) peut, chaque année, décerner une médaille pour le meilleur article publié dans *Le philatéliste canadien*.

La SRPC est heureuse d'annoncer qu'elle a arrêté son choix sur l'article "**Becoming the Understudy. Canada's Repeating 'Canada' Underprint**" (vol. 71, no 2, mars-avril 2020), qu'elle estime être le plus méritoire. **Félicitations à Robin Harris, FSRPC, du Manitoba rural.**

Le Comité Geldert a jugé que cet article contenait une excellente recherche originale sur les émissions canadiennes de timbres, ce qui aidait le lecteur à analyser les nouvelles techniques d'impression et à mieux comprendre et classer les variétés, un domaine important de la philatélie canadienne moderne. Il a aussi constaté qu'une mise en page soignée et de jolies illustrations facilitaient la tâche du lecteur.

Lorsqu'il a entendu la nouvelle, Robin Harris a déclaré « Merci beaucoup de cet honneur — Je me sens très petit parmi ceux qui ont reçu cette distinction par le passé. J'espère que d'autres collectionneurs ont manifesté de l'intérêt pour ce domaine passionnant de la production de timbres canadiens en lisant mon article, même s'il faut regarder le verso du timbre »!

La médaille Geldert a été instituée en 1967 par Phyllis Geldert à la mémoire de son mari, George M. « Mac » Geldert, FSRPC, ancien président de La Société royale de philatélie du Canada (1958-1967). Elle-même remarquable philatéliste, Mme Geldert a joué un rôle important dans de nombreuses facettes du travail qu'accomplit La SRPC. Elle a été du nombre de ses directeurs de 1967 à 1978. Elle a aussi été directrice administrative pendant trois ans et a été élue Fellow (FSRPC) de La Royale en 1968. Mme Geldert est décédée le 23 août 2000.

Les membres du Comité pour la médaille Geldert de La SRPC sont Kevin O'Reilly FSRPC, Ed Kroft FSRPC et George Pepall FSRPC.

La médaille Geldert sera remise à l'assemblée générale annuelle 2021 de La SRPC. ☐

THE CENTENNIAL MAPLE LEAF FLAG STAMP

BY DALE SPEIRS



Figure 1. FDC, Capital cachet, blue.



Figure 2. FDC, Capital cachet, red.



Figure 3. FDC, Cole cachet.

The Maple Leaf flag was adopted by Canada in 1965. Its official birth date is February 15 of that year. The process of designing it and getting it approved involved the use of postage stamps as propaganda, which I discussed in the Nov/Dec 2017 issue of *The Canadian Philatelist*. Funnily enough, the first depiction of the Maple Leaf flag on a postage stamp was by South Korea, five days before the Canadian Post Office (as Canada Post then was called) got around to issuing its first flag stamp.^[1]

It was two years before the next Maple Leaf flag stamp appeared, issued on January 11, 1967, for Canada's centennial. The print run was 105,100,000 stamps. For comparison, when the 50th anniversary of the flag was commemorated in 2015, only 5,000,000^[2] were printed, an indicator of how much the use of stamps has declined over the years.

FIRST-DAY COVERS

In 1967, there was still money to be made in first day covers before Canada Post later began issuing its own and killed off the private market. As a result, the Centennial flag stamp was used in a wide variety of FDCs. Figures 1 to 4 show a small selection of cachets available from FDC producers. Figure 5 shows an FDC mailed to Australia. In those days, believe it or not, postage to the British Commonwealth was the same as for domestic mail, which is why this cover was not assessed postage due.

COMMERCIALY USED COVERS

I have concentrated on getting genuinely used non-philatelic covers of this stamp. Figure 6 is a cover mailed a fortnight after the issue date. What is particularly nice about it is the machine cancel, which used the official 1967 Centennial emblem. Figure 7 was even nicer in my opinion because it was postmarked on February 15, the second anniversary of the Maple Leaf flag.

Figure 8 is a business cover from the Alberta School Hospital, later renamed the Michener Centre, sent to the Indian Agency in Edmonton. Both institutions have not been favourably recorded in history. The ASH held the worst defective mentally retarded patients of the province and treated them severely. It was closed in 2014. The Indian Agency's history wasn't much better.



Figure 4. FDC, H and E cachet.



Figure 6. Calgary Centennial slogan cancel (Jan 27/67). Commercial usage.



Figure 5. FDC, used to Australia.



Figure 7. Calgary Centennial slogan cancel (Feb 15/67). Commercial usage.

The most unusual use of the Centennial flag stamp was a perfin on a self-addressed stamped envelope from the New York Life Insurance company. Figure 9a is the only example I have seen, a cover which is in the collection of Jon Johnson, Calgary. He is a leading authority on Canadian perfins. Figure 9b is a close-up of the stamp.

EVENT COVERS

There were a myriad of Centennial projects in 1967. I was a teenager then and it seemed to me that half of Canada was determined to walk, run, fly, canoe, road rally, or bicycle from one end of the country to the other. Many of these events used special covers as fund raisers. Figures 10 and 11 are examples from one such project. Often the cross-Canada expeditions churned out covers for each stop along the way, of which the Centennial Copper flights were an example.^[3] Figure 12 shows the cover from a more modest journey within Ontario.

Philatelists were in on the excitement, a typical example shown in Figure 13. Bytown was an earlier name for Ottawa. In those years, the Calgary Stampede rodeo had a working post office on the grounds. The 1967 edition of the rodeo had the regular pattern of Stampede covers produced in the postwar era, that of a postmark plus a rubber stamp cachet (Figure 14).

COLOUR SHIFTS

In looking closely at the 1967 flag stamp, it is obvious there are a number of possibilities for colour shifts. The red print-



Figure 8. Red Deer (Aug 23/67). Commercial usage.



Figure 9. Centennial flag perfin, Jon Johnson collection.



Figure 10. Canadian Centennial Project, Nova Scotia.



Figure 11. Canadian Centennial Project, "hovercraft cartwheeled".



Figure 12. Canadian Centennial Project, Ingersoll, Ontario.




Figure 13. BYPEX 67.



Figure 14. Calgary Stampede, July 1967.

Figure 15. Centennial of Confederation. Scott 453.



Figure 16. Examples of red colour shifts.

Figure 17. Closeup of downward shifted flag.



ing plate was roughly centred on a white space. I use the word 'roughly' deliberately, as the Canadian Post Office was not stringent about plate alignment tolerances. With 105 million stamps printed on high-speed presses, it was impossible to carefully check every stamp. Therefore, many fluctuations in the alignment of the flag relative to the blue colour can be seen.

The entire stamp is frequently off-centre relative to the perforations, an example of which is in Figure 15. Since the CPO accepted such stamps, there is no scarcity or extra pricing for such stamps. They are not errors or constant varieties in the sense of an engraving retouch or mis-perforation.

I bought a large batch of cut pieces of stamps used in the



Figure 18. Flag shifted from side to side.

1960s, clipped from business correspondence of a grain elevator company operating throughout Alberta. Without much difficulty I was able to assemble a collection of Centennial flag stamps with the flag shifted in all four directions, a sample set of which is shown in Figure 16. The centre stamp of the third row is well centred, and the other stamps have flags shifted away to the left, right, up, or down. Figure 17 is a closeup of a downward shifted flag, while Figure 18 shows the side-to-side shifts where the flag moves from the left side to the right side relative to the blue plate. These shifts provide a bit of extra fun in sorting through unpicked mixtures.

EPILOGUE

The next Canadian stamp to depict the Maple Leaf flag did not appear until 1982, an unusually long gap considering it is

the symbol of our country. The maple leaf by itself did appear on stamps subsequently but not as part of the flag. But that is another story for another article. ☒

REFERENCES

- 1 Speirs, Dale (2017) The origin of the Maple Leaf Flag. *The Canadian Philatelist* 68(6):334-338
- 2 Harris, Robin (editor) (2016) *Unitrade Catalogue of Specialized Canadian Stamps*, published by Unitrade Press. Pages 30, 157, and 522
- 3 Bentley, Nelson D. (1993) The Canadian Centennial copter project - 1967. *The Canadian Philatelist* 44(3):220-225

SPARKS

★AUCTIONS

1770 Woodward Drive, Suite 101,
OTTAWA, CANADA, K2C 0P8
Phone 613-567-3336
email: info@sparks-auctions.com

Our late Winter 2021 sale promises to be a very popular one. The "Cornox Valley" collection will feature a high quality one-person collection of the world, featuring Canada, United States, British Commonwealth countries and more, all cataloguing over \$5 Million. This collector had quality as his number one collecting criteria, followed closely by freshness and bright colours. When never hinged stamps could not be located he bought mostly lightly hinged or sometimes used examples. Stay tuned for this fantastic collection, which ranges from the early classics to about the 1960s.

Just a small sample of what will be offered in our late Winter sale



Canada #10
Thick Soft Paper



Nova Scotia #1
Part OG



Canada #27b
Watermarked Bothwell
Paper



Canada #94
Mint NH



Newfoundland #15



Newfoundland #7
Full OG

www.sparks-auctions.com

Albert Calmette and VENOMOUS SNAKE ANTIVENOM



JAMES R. TAYLOR FRPSC

INTRODUCTION

Bites from venomous snakes take the lives of thousands of people every year. The only antidote to potentially lethal snake bites is antivenom. Antivenom is prepared in a time-consuming process that takes skill and dangerous snake handling. French biochemist Albert Calmette first perfected the antivenom procedure. Doctor Calmette (1863 -1933) is shown on stamps of France (Figure 1), his birth country, St. Pierre & Miquelon (Figure 2), where he was posted in 1887, Belgium (Figure 3), for his work in vaccine science, and Grenada (Figure 4), for the anniversary of the World Health Organization (WHO).



5. Monocled cobra *Naja Kaouth*, Thailand Scott 979.

The monocled cobra's venom is one of the fastest acting snake venoms in the world. Its venom can cause death within an

hour of a bite. The neurotoxins in its venom lead to drowsiness, nervous system problems, and muscle issues (Verata, 2020).

Inspired by the need to save the lives of snake bit victims, Calmette used his knowledge of disease vaccines to extract snake antivenom. By 1896, Calmette, after many experiments, perfected the process of injecting large animals (horses), with snake venom until the large animals produced their antibodies to the neurotoxins. The antibodies contained in the serum, made out of the horses' blood, were injected into snake-bitten humans as antivenom. The antivenom saved lives. Calmette's method is still used today. Although it is much improved 120 years later, the steps remain largely the same.

SNAKE HANDLING

The starting point is securing the venom of a large number of healthy, active, lethal snakes. Nowadays, snakes are raised



6. Picture postcard showing poisonous snake farm in Thailand with beehive-like snake enclosures.



1. France Scott B232, Dr. Albert Calmette in his laboratory.



2. St. Pierre & Miquelon Scott 366, Dr. Calmette was posted to St. Pierre in 1887.



3. Belgium Scott B553, Dr. Calmette and the anti-tuberculosis barred cross.



4. Grenada Scott 513, usually called Albert, Calmette's middle name was George, as shown on the stamp.

Calmette, in the 1890s, was stationed with the French Navy in Indo-China and living in Vietnam. Rising floodwaters forced dangerous, monocled cobra snakes (*Naja Kaouth*), to invade a village on the outskirts of Saigon. The snakes are called monocled cobras due to the 'O' shape hood pattern (Figure 5). The hooded snake's length ranges from 120-150 cm (4 to 5 feet) with a maximum length of about 230 cm (7.5 feet). Forty villagers suffered cobra snake bites, and four met with horrible deaths.

on dedicated farms to provide a steady supply of legless reptiles (Figure 6). Venomous snakes are housed in dome-like, concrete enclosures surrounded by escape-proof, water-filled moats. Experienced snake handlers wearing protective gloves and clothes to avoid being bitten have to 'milk' the snake venom. With some of the most deadly snakes, like banded kraits (*Bungarus fasciatus*) (Figure 7) or black mambas (*Dendroaspis polylepis*) (Figure 8), experts often use a short-acting anesthetic to calm the snake down (Main, 2011).



7. Banded krait (*Bungarus fasciatus*), Thailand Scott 978.



8. Black mamba (*Dendroaspis polylepis*), the inside of the snake's mouth is dark bluish-grey to nearly black, Namibia.

As shown in Figure 9, the healthy snake is held firmly with the thumb and index finger at the very back of the snakehead, just behind the jaw, where the snake's venom glands are located. The handler exerts gentle pressure on the glands, all while preventing the snake from biting his hands. Vipers, such as the Malayan pit viper (*Agkistrodon rhodostoma*), Figure 10, have long, hinged fangs that permit deep injection of venom into the victim. A glass



9. 'Milking' a snake for venom, Thailand Scott B55.



10. Malayan pit viper (*Agkistrodon rhodostoma*), Thailand Scott 980. The 'pit' is a special heat-sensing organ in between the eyes and the nostrils.



11. Clodomiro Picado (1887-1944) snake scientist, Costa Rica miniature sheet of two left stamp issued in 2019.



12. Guinea Scott C88a miniature sheet, 200f Airmail Research Institute, 20f Western Green Mamba (*Dendroaspis viridis*), an extremely venomous, rapidly moving tree-dwelling snake, and 75f Extraction of snake venom.

Once milked, the snake venom must be cooled to below minus 20 degrees Celsius, freeze-dried, stored, and transported. The venom is labelled with the snake's species and subspecies, and physical location. When the antibodies are raised against a single species of venomous snake, it is called monovalent antivenom. If the antibodies are raised against several species of venomous snakes, it is called polyvalent antivenom (Bharati, 2019). A mixture of venoms from different local species of venomous snakes is often concocted because bite victims frequently cannot identify the snake species that attacked them.


LARGE ANIMAL ANTIBODIES

Animals with large body bulk, commonly horses (Figure 13), are little affected by the bite of venomous snakes because of their size. Goats and sheep can also work well. These larger animals have robust immune systems and produce potent antibodies that can affix to snake venom components, enabling their immune defences to eliminate the toxins (WHO, 2020).



13. Saar Scott B67, horses or other large animals are used to produce snake antivenom.

Preparation of the snake venom for injection to a horse starts by mixing it with a buffer solution and a chemical that will cause the horse's immune system to produce antibodies that neutralize the venom. A few millilitres of the solution are injected on the horse's rump or the back of its neck where immune cells re-



VENOMOUS SNAKES IN CANADA

In Canada, only four snakes are venomous and can inject venom into their prey or a snakebite victim. Most venomous snakes prefer warm climates, making Canada inhospitable to all but the hardiest species.

These Canadian venomous varieties are described with habitat locations. The Northern Pacific Rattlesnake (known as the Western Rattlesnake), in British Columbia. The Massasauga in the Georgian Bay area, Ontario. The Prairie Rattlesnake in the southern plains of Saskatchewan and Alberta. The Desert Nightsnake, an infrequently encountered species, found only in the south Okanagan Valley of British Columbia (considered venomous, but it is only potent enough to kill small prey).

The threat that the snakes in Canada pose to humans varies by species. One of Canada's most venomous snakes, the Massasauga, can deliver fatal bites (Orkin Canada, 2020). You're more likely to be struck by lightning than be attacked by a venomous snake in Canada. Less than a dozen snakebites per year are reported in this country. Probably because of this rare occurrence, Canada Post has yet to issue stamps illustrating venomous snakes

side. A trained veterinarian should be in attendance to ensure the animal's health. If the horse tolerates it, the venom is injected with several more doses, days or weeks apart. Antibodies start to develop in the animal's bloodstream. The antibodies reach a peak about 8 to 10 weeks after injection of the venom solution. When the horse is ready, blood is drawn in the volume of 3 to 6 litres from the neck jugular vein.

ANTIVENOM SERUM

The plasma, the liquid part of the horse's blood, is filtered, and the antivenom is separated by being precipitated out, getting rid of unwanted proteins, pyrogens, and microbes. An enzyme is used to break down the antibody into small parts and isolating its active ingredient; this creates a small antibody with a much lower likelihood of causing an allergic reaction in humans. Antivenoms are subject to screening and must be deemed safe and effective by a government health agency.


TREATMENT OF SNAKEBITE VICTIMS

The filtered and purified antibody product is freeze-dried or concentrated and put into 10mL glass ampoules or vials for storage or shipment. The antivenom needs to be refrigerated or frozen and expires in three years (African Snakebite Institute, 2018). Once the product reaches a victim of snakebite, the ampoules are typically filled with a saline solution and injected intravenously. The injected antibodies then bind to and neutralize the venom. Antivenom is relatively scarce, expensive, and can have disastrous side-effects if not used properly. The most significant danger is an acute allergic reaction (anaphylaxis) or, to a lesser degree, serum sickness that can affect the human immune system several

days after treatment (African Snakebite Institute, 2018). Where antivenom is available, reports on outcomes are often mixed, and controlled studies are needed to determine its effectiveness. It may only be useful in bite victims exhibiting severe necrosis and systemic effects, and when given within four hours of the bite (Warrell, 2020). As a precaution, antivenom is only for use in a hospital and only when necessary.

ECONOMICS

All the steps to produce antivenom make the finished product expensive. A single 10mL glass ampoule may cost US\$1,000 to 3,000 or more, and a snakebite that needs antivenom may require an average of 20 to 25 vials to treat. Most deadly snakebites occur in developing countries without reliable refrigeration and



14. Caricature of Albert Calmette by B. Molache, from the French Magazine *Chantclair*, February 1908.

15. Dr. Calmette with Camille Guérin, veterinarian on Monaco Scott 2012.



without large health budgets. This has decreased the incentive for drug companies to produce more antivenom, contributing to a worldwide shortage. Snake antivenom is essential for saving lives, so the World Health Organization (WHO) has included antivenoms in its *List of Essential Medicines* (WHO, 2017).

CONCLUSIONS

Calmette's development of the antivenom treatment for poisonous snake bites made him famous, particularly in his native France, where he was proclaimed as a medical hero. His exploits in Indo-China were the subject of magazine articles and cartoons (Figure 14). Back in France, Calmette later collaborated with veterinarian Camille Guérin (Figure 15) in the discovery of a vaccine for tuberculosis. Many French schools, hospitals, and streets bear the name of Doctor Calmette. To this day, Doctor Calmette's name is one of the few remaining French names in the streets of Ho Chi Minh City, formerly Saigon. ✉

REFERENCES

(dates refer to website access)

African Snakebite Institute, 2018, <https://www.africansnakebiteinstitute.com/articles/everything-you-need-to-know-about-antivenom/> March 28, 2020

Bharati, Kaushik, 2019, Indian Snake Antivenom - An Overview <https://www.medindia.net/patientinfo/indian-snake-antivenom.htm> March 28, 2020

Main, Douglas, 2011, How to make antivenom; Why the world is running out. <https://www.popularmechanics.com/science/health/g561/how-to-make-antivenom-why-the-world-is-running-out/> March 28, 2020

Orkin Canada, 2020, <https://www.orkincanada.ca/blog/venomous-snakes-in-canada/> March 28, 2020

Warrell, David A., 2020, in *Hunter's Tropical Medicine and Emerging Infectious Diseases* (Tenth Edition), 2020 <https://www.sciencedirect.com/topics/medicine-and-dentistry/antivenom> March 28, 2020

WHO, 2020, <https://www.who.int/snakebites/antivenoms/en/> March 27, 2020

WHO, 2017, https://www.who.int/medicines/services/essential-medicines_def/en/ March 27, 2020

Virata, John, 2020, Five Facts About The Monocled Cobra. <http://www.reptilesmagazine.com/Snakes/Information-News/Five-Facts-About-the-Monocled-Cobra/> March 26, 2020

VANCE AUCTIONS LTD.

Serving Stamp and Postal History Collectors Since 1972

Covers & Postal History

Call today for your **FREE** colour catalogue or view it online at **www.vanceauctions.com**

P.O. Box 267, Smithville, Ontario, Canada L0R 2A0
Toll Free Phone: 877-957-3364
Fax: 905-957-0100
mail@vanceauctions.com

The POSTAL HISTORY SOCIETY OF CANADA

offers its members:



APS affiliate 67
PHS Inc. affiliate 5A
RPSC affiliate 3

- A gold medal-winning quarterly publication, the *PHSC Journal*
 - A research website with searchable:
 - Back issues of the *PHSC Journal*
 - Post office listings of Canada
 - Up-to-date Canadian cancellation databases
 - Articles and exhibits
 - Ongoing online project on BNA Postal Rates
 - Study groups, many of which publish their own newsletters and databases
 - Postal history seminars and awards
 - Research funds
 - The fellowship and knowledge of other Canadian postal history enthusiasts
- Join today!** • www.postalhistorycanada.net

For a membership application form please visit our website or contact the *Secretary*:

Postal History Society of Canada

10 Summerhill Ave., Toronto, ON M4T 1A8 Canada

EMAIL: secretary@postalhistorycanada.net

AIRMAIL ENVELOPE PAPERS

BY BILL PEKONEN

Every stamp collector knows that postage stamps exist on different kinds of paper. Some stamps are on thinner paper than others. For example, Perkins and Bacon Ltd. produced Colonial stamps on thin paper known as pelure paper, released October 3, 1862. Other countries also used pelure paper, but only for a short time.

Air mail envelopes also exist on different kinds of paper. Both regular bond and pelure papers were used in South American and European countries during the late 1920's to at least the 1950's.

Just like many other collectors, my interests have focused on a range of covers including First Flight Airmail covers, First Day Covers, and other postal history subjects involving covers. Covers themselves are part of the history of Canada and other countries. Over the last few decades, the interest in cover collecting has grown exponentially.

Most of the covers used for Canadian mail were printed on white bond paper of various thicknesses. Brown kraft paper envelopes also exist. Some early covers can be found on laid paper. The outer and inner surfaces on these envelopes are the same on most envelopes.

Thinner paper air mail envelopes can be found with "security" printing on the inner surface. The purpose is to prevent reading the contents inside the envelope. More about that subject later, but first, the following summary is mentioned for background purposes.

Envelopes have been extensively used in Canada since about 1840. Early envelopes with dates from about 1835 exist. Before that time, the postage rate was calculated on the number of sheets being mailed. That practice changed about 1840 with the introduction of the penny postage stamp in Great Britain. Mail within Canada was delivered mainly by road, rail and ships. The history of airmail services in Canada can be found in the book *The Air Mails of Canada and Newfoundland* published by the American Air Mail Society. In summary, letters were carried by airplanes just before and after World War One. Air mail contracts were issued by the Canada Post Office during the late 1920's.

Special thin paper airmail envelopes were introduced in Canada about 1929 in both #8 and #10 (legal) sizes. They can be distinguished by the red and blue stripes or triangles along each edge of the envelope. Different inner surface designs can be found on the envelopes: plain white or blue colour; printed with air mail & par avion & via aerea; and an obliterating pattern. (Figures 1, 2, 3) These envelopes are not made from pelure

paper. They were made using a lighter weight bond paper as were the so-called AIR LETTER.



Figure 1.



Figure 2.



Figure 3.

Many First Flight Cover collections were formed during the 1930's in both Canada and the United States of America. There was enough material available from both countries to meet the pocket book limits of most depression era collectors recovering from the financial effects of the "dirty thirties". But air mail services were also developing in other countries around the world.

First Flight Cover collections were also formed by those local residents. Several dealers in Canada and the USA promoted the collection of these first flight covers. After the internet developed and e-Bay became popular, access became available to the FFC's collections of other countries, especially from Europe and South America.



A Bull Dog design manufactured and patented in England. Used August 30, 1936.



Air France stationery with airplane image mentioning the different countries served by the Airline. Used January 9, 1939 (pre-World War Two).

During the 1920's and 1930's, the airplanes were restricted in the amount of cargo weight which could be carried on these small aircraft. Most of the envelopes flown in Canada were ordinary envelopes used for regular mail. Many Canadian air mail collectors have not seriously considered the fact that first flight covers exist in other countries.

In those early days, the airplanes were not large enough to carry passengers. The only way to offset the expenses of flying from one place to another was to carry cargo. The Post Offices began to realize that the airplane was a solution to deliver mail to remote locations. Furthermore, airplanes could deliver mail quicker than by road, rail or ships. The exceptions, of course, were the dirigibles known as the Hindenberg or Graf Zeppelins. They could carry a larger quantity of mail, especially over the oceans. The larger airplanes that could carry a greater number of passengers and mails were developed during and after World War Two.

Until recently, except for government covers, no attention was given to early airmail covers of other world air mail envelopes. It was surprising to learn that the airmail weight problem was solved in Europe and South America in a different way than in Canada. The solution was to manufacture both envelopes and letter paper produced by a different manufacturing process. The paper frequently used for airmail purposes elsewhere was



Aeropostal stationery prepared for use in Argentina. Used July 22, 1936.



Aeropostal stationery illustrating Bird with letter in beak. Used January 19, 1935.



Lufthansa-Condor-Zeppelin stationery showing Globe map with airplane and zeppelin. Used December 18, 1936.

Lufthansa-Con-
dor-Zeppelin station-
ery with Airplane
only. Used March 21,
1932 (a similar enve-
lope exists showing
both an airplane and a
Zeppelin).



a very thin extra
strong bond known
as “pelure” paper.
The problem was
that this very thin pelure paper was transparent. The contents
of the envelope were visible. The solution to that problem was
to coat both sides of the envelope with darker inks on the outer
surface and with dotted or lined patterns on the inner surface.

Pelure paper is similar in appearance to glassine and wax
paper except when touched. Glassine is slippery under touch
similar to rubbing your finger over glass. Wax paper has a waxy
surface. Pelure paper has a dry, almost brittle feel.



Pan American Airways and Grace Shipping Company stationery with logos
with airplane plus “Correos Aereo”. Used January 1, 1945 (From Ecuador).

At least one other envelope maker’s solution took a different
approach to solve the transparency problem. Their answer was
to create an envelope within an envelope. The inner envelope
was also made of a solid colour pelure paper. Different dark
colours including purple, green and blue can be found. The



Orion Manufacturer Logo stationery with single
engine airplane in flight (probably Chile). Used
February 1, 1935.

inner envelope of a
mourning cover is
black. The problem
was that in effect,
this created an in-
crease in the gram
weight.

Different paper
manufactures in
Europe and South
America introduced
illustrated designs
on the inner surface
of the envelope. Sev-
eral manufacturers
included different
aircraft as part of
the design. During
the 1930s sever-
al airlines used the
inner surface of an
envelope to promote
their company. Ex-
amples from these
airlines have been
observed: Aeropost-
al (Argentina), Air
France, Panagra, Pan



Panagra stationery illustrating different types of planes flown by Pan Am
Airways along with the Grace Shipping Company logo (Panagra is jointly
owned by the two companies). Used May 20, 1936.



Pan American Airways and Grace Shipping Company stationery with logos.
Used April 8, 1937.

Orion Manufacturer Logo stationery with single engine airplane in flight (probably Chile). Used January 3, 1942.



American Airways System and Lufthanza-Condor-Zeppelin. These designs are often visible when viewing the front of the transparent pelure paper envelopes.

Envelopes can also be found with differently worded Air Mail etiquette labels attached to the front of the envelope. Both plain and serrated examples can be found. Some of the labels were modified over time. Different versions with the same wording exist. Other envelopes have a preprinted simulated label or simply the "By Air Mail" or equivalent instruction also exist. Airplane designs with the appropriate wording also replaced the normal etiquette labels.

The moral of this story is that the face of the envelope may be hiding a delightful surprise when you peak inside the envelope.

The value of a cover may be greater because of what is printed on the inner surface. Many of the different designs are difficult to find. Some of these designs are either scarce or even rare. Other dates exist on other envelopes in addition to those dates noted in the figure captions.

A number of the more unusual illustrated designs were found on covers addressed to or from Argentina. Other designs may exist addressed to and from other countries. Other pelure envelope manufacturers were located in Brazil and Chile. The inner surfaces are shown to illustrate how that side of the envelopes differs from the front or outer side. The designs are a mirror image to what can be seen when looking at the front of the envelope. ✉



Snippets of other aircraft designs showing through the front of the envelope manufactured for general use between 1935 and 1946 located in different parts of the envelope.

The Philatelic Creation REV. NATHAN

BY GORDON SMITH

As a collector of the postal history of Port Hood and Port Hood Island in Nova Scotia, I have come across a number of covers that have a similar look and feel. Some of the connections are obvious, others require small guesses, and some involve larger assumptions.

The most obvious common thread is the number of covers that are addressed to Rev. N. Cole (see Figure 1), N. Cole (see Figure 2 to 4), and Cole Stamps and Covers (see Figure 5). The latter four covers have his address professionally printed, indicating that they are some kind of return envelope that Rev. Cole would mail to himself or send to others to return to him.

The second most obvious thread connecting some of these covers is the use of the bisected air mail etiquettes which appear on the First Flight cover addressed to Rev. N. Cole dated 3 Jan. 1941 (see Figure 1), the Registered cover from Port Hood Island to N. Cole in Port Hood with the professionally printed address dated 1 Jul. 1942 (see Figure 3), and the First Day Cover from Port Hood Island to Glasgow, Scotland dated 1 Jul. 1942 (see Figure 6).

The next thread connecting these covers is the return address provided in the upper left corner of Figure 6: Box 55, Port Hood. This printed return address also appears on the cover in Figure 6 as well as the one in Figure 7, a registered envelope from Port Hood to St. John, NB dated 21 Jan. 1941.



Top-Bottom: Figures 1 - 5.



Figure 6.

tions of

DANIEL COLE

The envelope illustrated on Figure 8 is a registered cover that was mailed from Port Hood Island on 1 Jul. 1942, the same date as those in Figures 2, 3, and 6. It has a similar addressing style to Figures 6 and 8, with a comma after the street number and a period at the end of the address. The period at the end of the address also appears in Figures 11 and 12. As with Figure 6, it is marked with a typewritten 'First Day Cover'. The typewriter font appears to be the same as that in Figure 6 where the numeral '3' is identical, the letter 'y' in 'Day' touches the underline and overlaying of the phrase 'First Day Cover' shows the same font, the same spacing, and that the letters 'C' and 'r' in 'Cover' have thickening at the same locations. Given that two of the covers assumed to be sent by Rev. Cole on 1 Jul. 1942 have registration numbers of 257 and 276, it is assumed that he sent out a at least 20 covers on this date.

Figure 9 is a philatelic creation of one of the types of the famous Port Hood Provisional stamp. The postmark and the surcharge on the stamps are hand drawn with pen and ink. The connection to Rev. Cole is provided by the address to Ms. M. Cole on Port Hood Island. Cole was not a common name on the island at the time and it seems highly coincidental that the surname matches that of Rev. Cole, an obvious creator of philatelic covers as evidenced by the previous illus-



Figure 7.

Top-Bottom: Figures 8 - 12.

trations. The stylized writing is similar to the addressing on Rev. Cole's professionally printed envelopes (see Figures 2 to 4). Figure 10 is a reproduction of the other type of the Port Hood Provisional stamp in the exact same style as that is Figure 9.

The Rev. Nathaniel Cole was the United Church minister in Port Hood, NS from 1940 until 1944, the period during which all the Port Hood and Port Hood Island-related covers illustrated in the article were created. Curious about the creator of these covers, wondering where else he may have served and created other philatelic covers, I reached out to the United Church Fundy St. Lawrence Dawning Waters Regional Council and Regional Council 15 Archives in Sackville, NB. The archives were a wealth of information, providing me with his obituary, an obituary of his son who died in 1944, Rev. Cole's Attestation Paper related to his services in World War I, and various sources listing the charges in which he served.

From these sources, I learned that Nathaniel Cole was born in Victoria, Carbonear, Newfoundland on 22 November 1888. He was received on trial as a Methodist minister in Britannia Cove NL in 1911, Carmanville NL in 1912, and Glovertown NL in 1913. He then attended Victoria College in Toronto before serving in the First World War with the 9th Field Ambulance in France and Belgium from 1916 to 1918. Upon return from the war, he was ordained in Trinity NL in 1919 and served in the church in:

New Aberdeen NS from 1920 to 1921

La Have NS from 1922 to 1926

Springhill NS from 1927 to 1929

Onslow NS from 1930 to 1931

Red Bank NB from 1932 to 1935

Granville Ferry NS from 1936 to 1939

Port Hood from 1940 to 1943

Renfrew ON from 1944 to 1946

Rawdon ON from 1946 to 1947

Hastings ON from 1948 to 1954 and

Windsor from 1954 to 1967

In 1968, he retired to London ON where he passed away in 1977.

Seeking more information on the philatelic pursuits of Rev. Cole, a rapid search of the internet turned up a number of interesting covers and references. Figure 11 is a first day cover for the Coronation issue of 1937 mailed from Parker's Cove NS that has a professionally printed address to Rev. N. Cole in Granville Ferry. Figure 12, also a first day cover for the Coronation issue of 1937, with a very similar cachet, is postmarked Granville Ferry and addressed to Miss M.I. Cole in the same community; note that the philatelic reproduction of the Port Hood Provisional cover in Figure 9 is addressed to a Miss M. Cole as well. The illustrations of these covers were obtained from the First Day Cover Monographs of Gary Dickinson. Dickinson also mentions a FDC similar to Figure 12 that has two additional lines of italic text at the top reading, "Coronation/ May 12th, 1937". The address is printed in the same colour as the cachet, suggesting that Rev. N. Cole produced it.

Figure 13, also obtained from Dickinson First Day Cover Monographs which indicates that it "is a second-generation



Figure 13.

scan from a photocopy", illustrates a first day cover of the Citizenship issue of 1947 addressed to Rev. N. Cole in Stirling Ont.

The cover from 1940, illustrated in Figure 14 is addressed to Lloyd Cole in Annapolis Royal re-directed to Granville Ferry and contains a bisect of the 2 cent postage due stamp, the bisect being a signature of the Rev. Cole. The author of the article, Gib Wallace, states that this is a "contrived cover by Mr. Cole of Granville Ferry, ... a stamp dealer of repute during the thirties and forties." He goes on to say that the Rev. Cole "obviously posted a few of these to himself across the river knowing them to be sent back and the Granville Ferry postmaster, by agreement, would use bi-sected 2 cent stamps."



Figure 14.

The cover illustrated in Figure 15, which is for sale by City Stamp in Montreal, was postmarked in Terra Nova NL on 23 December 1939 and sent to Granville Ferry NS on 23 December 1939, the period during which Rev. Cole was resident in that community. This cover has the look and feel of a philatelic creation, given the use of a four 1¢ stamps from the Newfoundland Royal family issue of 1897 (Scott 79) and a bisect of the 3¢ stamp from the 1890 Discovery of Newfoundland issue (Scott 63) overpaying the 5¢ rate to Canada by ½¢. The handwriting is similar to that in Figure 6 (look at the 'M' of 'Mr.' on each cover and 'N' of 'N.B.' and 'N.S.'). Terra Nova is about 25km as the crow flies from Glovertown and the two communities are connected by rail, so it is con-



Figure 15.

ceivable that Rev. Cole was visiting friends or relatives in the area, although it seems unusual that a Minister would be away from his church around Christmas time.

While I have not found any other covers after 1947, the Rev. Cole appears to have remained active in his philatelic pursuits. A letter to the editor from Bob Woodall in *BNA Topics* issue 225 in 1964 mentions three Eastern Arctic Patrol covers from 1948, two addressed to the Rev. N. Cole in Hastings, Ontario, and the third addressed in the same hand to someone in England. A letter to the editor from M.W. Carstairs in *Maple Leaves*, the Journal of the Canadian Philatelic Society of Great Britain, issue 48 of 1957 indicates that the Rev. N. Cole provided him with some information on the Labrador T.P.O. cancellation of the Newfoundland 1890 3¢ stamp. *Maple Leaves*, issue 129 of 1971, supplies a street address correction for the Rev. N. Cole, but unfortunately does not provide a town name.

I am interested in hearing about any more information or similar covers to or from Rev. Cole of which people might be aware. Please contact me at gs@postalhistory.ca. ☐

REFERENCES:

Carstairs, M.W. (June 1957). "Labrador T.P.O." (Letter to the Editor) in *Maple Leaves*, the Journal of the Canadian Philatelic Society of Great Britain, Vol. 6, No. 10, Whole No. 48, p. 305.

Dickinson, Gary (July 1, 2007). First Day Covers of the 1947 Canada Citizenship Commemorative Issue, FDC Monograph No. 3, Edition 2, p.57.

Dickinson, Gary (January 2008). First Day Covers of the 1937 Canada King George VI Coronation Issue, FDC Monograph No. 7, Edition 2, Part I Thematic Cachets, pp. 46-48.

Wallace, Gib (October 1987). "Postage Due 1 Cent Rate" in *Maple Leaves*, the Journal of the Canadian Philatelic Society of Great Britain, Vol. 20 No. 11, Whole No. 215, pp. 289, 291.

_____ (October 1987). "Corrections to Year Book Listing" in *Maple Leaves*, the Journal of the Canadian Philatelic Society of Great Britain, Vol. 13 No. 9, Whole No. 129, p. 259.

THE BRITISH NORTH AMERICA PHILATELIC SOCIETY



- *BNA Topics*, quarterly journal
- Annual convention and exhibition
- More than 20 specialized study groups
- Regional groups in many cities
- Generous discount on BNAPS books
- Online sales circuits
- The Horace W. Harrison online library

Contact: **P. Charles Livermore, Secretary**
100-08 Ascan Avenue
Forest Hills, NY 11375
 email: secretary@bnaps.org
 phone: 917 863 9011

website: <http://www.bnaps.org>

**Point.
Click.
Buy!**

There's no need to suffer from
 "stamp show withdrawal."
 Now you can enjoy the
 convenience of buying
 online in the comfort of your
 home from members of the
 Canadian Stamp Dealers'
 Association, all in one location.

www.csdaonline.com

You can browse our member list, visit members online stores,
 see who sells on ebay, or their own auction site, and much more.



**It's just like being at a stamp show
 — without the crowd!**

Israel Stamps Introduced a New Collecting Fad in 1948

BY RICHARD LOGAN

Amid the subjects of much importance leading up to Israel's independence in 1948, the design of the first Israel postage stamps was comparatively unimportant to Zionism.

The Zionist Organization began building the underlying foundation for the future State of Israel on November 29, 1947 following the United Nations vote on partition. A five-man committee headed by intellectual/linguist David Remez was secretly established to deal with postage stamps. However, security issues quickly took precedence and the committee only reconvened in March 1948, following the British administration's announcement that postal services would be discontinued and stamps would be destroyed.



Israel becomes a Nation, May 14, 1948.

With the Mandate for Palestine still in effect, the printing of stamps was, of course, illegal. Therefore, the collaborative enterprise had to be covert. In fact, the decision to have stamps ready for the first business day after independence provided for some highly inventive, even courageous solutions.

A month later, three graphic design studios were approached and given just one day to present their vision. Because of the aura of secrecy, only the identity of two have been determined – the Shamir Brothers Studio and Otte Wallish. A Czech émigré to Israel during the Fifth Aliyah, Wallish won out and chose a design based on ancient Jewish coins found in archaeological research on the First and Third Jewish-Roman War, fought in Judea following consultation with archaeologist Elizer Lipa



United Nations Resolution 181 passed on November 29, 1947 - 33 for, 13 against; 10 abstainers - and called for the partition of Palestine into Arab and Jewish states, with Jerusalem as a corpus separatum.

Sukenik and numismatists Leo Kadman and Hanan Pavel. Therefore, attempts to restore Jewish independence two thousand years earlier were perpetuated in the State of Israel's first stamps.

It should be remembered that despite the euphoria of the moment, Israel faced imminent disaster with an expected invasion by Arab nations who rejected the establishment of a Jewish state in Palestine and Arab gangs were already firing

on Bat Yam and Tel Aviv from Jaffa.

Halfway through April, the British suspended postal services. The Jewish state in the making chose to keep the mail flowing on an emergency basis by issuing stamps of a local and provincial nature. Noteworthy among these, and sought after by



Doar Ivri First Day Cover, Full set of nine stamps, Tel Aviv cancels, 5-16-1948. Courtesy Kenyon College, Bulmash Family Holocaust Collection.

philatelists who collect and study Israel stamps, were Jewish National Fund labels overprinted with the word “Doar” – Post – and provincial postmarks with the title “Minhelet Ha’am – the people’s administration. This is known as the “interim period” and they continued in use after the declaration until May 22, 1948 for all towns and cities except isolated Jerusalem who carried on until May 24. The Minhelet Ha’am also tolerated the use of British Mandate stamps during this period.

The daily newspaper Haaretz, in Tel Aviv, was closely aligned with the General Zionists – a liberal stream in the Zionist movement – who supported the leadership of Chaim Weizmann. Therefore, it was no surprise that the first colour proofs were produced on a Haaretz letterpress printing press. The essay plates for the new stamps were closely guarded. Therefore, existing “Broadway” cigarette wrapper plates were pressed into service so that various colours could be looked at and approved.

The next hurdle was what else besides the coins and denomination was to be printed on the stamps. Wallish had proposed that “Eretz Yisrael” be used and other submissions had suggested “Yehuda.” Israel could not be used because they were being printed before the name of the new state had been decided. In the end, a philatelist of German origin proposed a similar solution to the one used in Germany: “Deutsche Post,” and “Doar Ivri” – Hebrew Post – was approved. The stamps were simply inscribed Doar Ivri in Hebrew at the top and the same in Arabic at the bottom. The value was expressed in numerals only.

Almost at the gate, David Remez pointed out that the coins featured on the stamps were inscribed in ancient Hebrew script, which was unintelligible to the average citizen on the street. It was at this point that Dr. Moshe Hezki, philatelic consultant for Mandate postage services, suggested tabbing with a transcription into modern Hebrew characters. A suitable place was found under the bottom rows of stamps in the selva of the sheet. Little did they know that these “tabs” were to become the hallmark of Israel stamps.

There were nine stamps in the initial printing (Scott 1-9).

The 3mil stamp is of a bronze coin bearing the likeness of a palm tree with seven branches and two clusters of dates. On either side are baskets filled with fruit. The tab bears a Hebrew phrase meaning “Bronze coin from the period of the Maccabees or the first revolt” and the Hebrew inscription *li-ge’ulat Ziyyon* “For the redemption of Zion.”

The 5mil stamp shows a vine leaf with small branches and tendrils surrounded by the Hebrew inscription *herut Ziyyon*



Doar Ivri High Value Definitives, with tabs. (Scott 7-9)

“Freedom of Zion” in ancient Hebrew letters. The tab’s Hebrew inscription translates as “Bronze coin from the period of the first revolt.”

The 10mil stamp shows an amphora with a wide rim, a lid and two handles. The image is encircled by the term *shenat shalosh*, “The Third Year” in ancient Hebrew script. The tab’s Hebrew inscription is “Bronze coin from the period of the first revolt.” The initial tab was incorrect and was changed to “Coin from the period of the second revolt.” The tab then had four lines instead of five.

The 15mil stamp is a coin from the period of the second revolt with the likeness of a cluster of grapes. The tab reads “Coin from the period of the second revolt” and cites the coin’s inscription, *shenat ahat li-ge’ulat Yisrael*. This descriptive tab was changed by the addition of the Hebrew word for “inscription.” The tab then had five lines instead of four.

The 20mil stamp is a silver shekel from the first revolt. On it is a chalice with nine pearls on the rim. The Hebrew inscription on the tab reads “Silver shekel from the second year of the first revolt” and “Shekel Israel year two.”

The 50mil stamp bears the likeness of a coin from the time of the second revolt and shows a *lulav* – frond of the date palm tree – and *etrog* – a citron fruit. The tabs’ Hebrew inscription reads “Coin from the period of the second revolt,” the coins inscription means “Year one of the redemption of Israel.”

The 250mil coins show both the obverse and reverse of a silver shekel from the second year of the first revolt. The obverse shows a chalice with nine pearls on its rim: its Hebrew inscription, in ancient script, is *shekel Yisrael* – “shekel of Israel.” On the reverse appears a stem with three fruits, apparently pomegranates, encircled by the inscription “Jerusalem the Holy.” The tab states, “Silver shekel from the second year of the first revolt” and the inscriptions that appear on the coin, “Shekel Israel year two” and *Yerushalayim ha-ke-doshah*.

The 500mil and 1000mil stamps bear silver shekel coins with the same images as the 250m coin but date from the third and fourth year of the first revolt, respectively. The tab inscriptions are “Silver shekel from the third year of the first revolt” and the coins inscriptions “Shekel Israel year three”



Doar Ivri Low Value Definitives, with tabs. (Scott 1-6)

and "Jerusalem the Holy" and "Silver shekel from the fourth year of the first revolt" and the coin's inscriptions, "Shekel Israel year four" and "Jerusalem the Holy."

The only tab variation to be found is tabs with an extra bit of perforated selvage referred to by Israel philatelists as "full tabbed." Tabbed stamps that are without the additional blank tab are named "half tabbed stamps." In those instances where it has been removed, the value of the stamp is diminished.

The types of tab inscriptions can be divided into three periods. From 1948 to 1954, with a few exceptions, the tab inscriptions were all in Hebrew. Starting in 1954 the inscriptions on the tabs began, again with a few exceptions, to appear with a French or English translation of the Hebrew. In the period 1960 to 1967, all the inscriptions are in French/Hebrew. From 1967 to the present, the tab inscriptions have been in Hebrew/English except for tabs with only a graphic design related to the subject.

The plates had been made for the coins on the stamps in April and there was no going back to make new plates for the tabs. The copy for the new tabs was therefore reduced to hot metal typesetting. Unfortunately, these line castings were made of lead and wore out faster than the plates. This meant that on two occasions identical stamps were printed with slightly different looking tabs. The tab row of the 10mil stamp carries the tab inscription of the 15mil stamps, and the 15mil stamp has the inscription of the 50mil stamp.

There was also a shortage of paper in the country because imports had ground to a halt in the weeks before the departure of the British. Haaretz's Production Manager had been frantically buying up any stock available on the QT and as a result paper type, quality and color varied: thin yellow, thin white, transparent, medium white, grey, thick white, and medium blue.

Actual printing of the stamps started on April 25, 1948 at the Levin-Epstein Printing Company in Bat Yam, south of Tel Aviv on the Mediterranean Sea coast. Once again, aerial bombardment disrupted printing, and production had to be moved



Doar Ivri Low Value Definitives, wrong tab printing. (Scott 3a and 4b)

back to the Haaretz site in Tel Aviv. It was very difficult to retain secrecy since the printing was being done in the same building as the newspaper editorial offices, teaming with inquisitive journalists and reporters who could embroil the General Zionists in an unpleasant, if not nasty, confrontation with the outgoing British government.

For this reason, the printing presses and paraphernalia were moved from the Haaretz premises to an abandoned British Military Police Station in the German Templar Colony of Sharona in Tel Aviv.

In less than two weeks under trying conditions, one causing the death of a pressman, five million copies of the nine stamps on sheets of 100 (10x10) were printed. The old perforating ma-



Doar Ivri Low Value Definitives, rouletted perforations.

chines wore out quickly and a frantic search ensued for suitable replacements. In the meantime, perforating continued manually. Three machines were discovered by chance, each providing different size perforations and the 3mil, 5mil, and 10mil in some cases were rouletted.

Specially designed first day covers were printed for stamp and postal history collectors at the Haaretz premises. The cachet featured the opening date of the Israel Post Office on May 16, 1948.



First Day Cover celebrating the opening of the Tel Aviv Post Office; the 1917 Balfour Declaration; United Nations General Assembly Resolution 181; and First Day of Issue of the Doar Ivri stamps.

On Friday, May 14, the final day of the British Mandate, Haaretz emotionally reported the printing of the State of Israel's first postage stamps this way: "Silence reigned between the walls of the small shack, punctuated by the monotonous staccato of the two printing presses. Alongside the two manual perforators, two men worked away ... An air of anxious secrecy prevailed: hushed footsteps, messages whispered behind cupped hands, the dull clickety-clack of machines, the shack's somewhat remote location outside the city – all intensified the sense of stealth ... The weak light barely filtering through the solitary grim window added to the furtive atmosphere. Something was indeed going on here, something special and uniquely important."

Declaration of Independence
 Scroll designed by Otte Wallish.
 The scroll was prepared in
 three sections that were bound
 together. (Souvenir Sheet Scott
 521a)

On Sunday, May 16,
 the new postage stamps –
 “the first Jewish stamps in
 two thousand years,” were
 available at Israel Post Of-
 fices despite fears of re-
 newed Egyptian bombard-
 ment.

During the nine months,
 three weeks, two days of
 the Arab-Israeli War, Is-
 rael marketed their first
 issues in the philatelic
 press and solicited orders
 from all over the world.
 The Ministry of Trans-
 portation, responsible for
 the Post Office under Da-
 vid Remez, was willing to
 supply as many sets of the
 nine stamps that collectors and speculators were willing to buy.
 Hundreds of thousands of the first sets of the Doar Ivri issue
 were sold.

For the first five or six years of their existence, very few col-
 lectors collected the tabs and they were torn off before place-
 ment in albums. In fact, in a lot of cases, dealers removed them
 before sale, knowing that if left on, they would be difficult to
 display in the albums of the day that they were selling. It is also
 interesting to note that a review of dealer’s ads from 1948 to



Full Tabbed.

1952 make no
 mention of
 them. The re-
 sult was that the
 premiums for
 the first issues
 having tabs over
 plain singles is
 so much higher
 than it would be
 if collectors had

saved the tabs from the beginning.

As an indication of this development,
 and keeping in mind that catalogue prices
 and rates of exchange are adjusted from
 time to time, Doar Ivri low values – Scott
 1-6 – catalogue at \$11.75 USD for plain
 singles and \$200.00 USD with tabs, mint
 never hinged. The high values – Scott 7-9
 – catalogue at \$302.50 USD for plain sin-
 gles and \$5250.00 USD with tabs, mint never hinged.

It is therefore safe to say that pre-state sets have performed
 reasonably well compared to their face value. These days, most
 collectors of Israel stamps collect only “tabs” and issues are of-
 ten produced in mini-sheets of ten insuring that every stamp
 has a tab. ✉

SOURCES

Benny Morris, *The Birth of the Palestinian Refugee Problem*,
 1988, Cambridge University Press, New York, NY, USA.

Tom Segev, *1949: The First Israeli's*, 1986, The Free Press,
 New York, N.Y., U.S.A.

Simka Flapan, *The Birth of Israel: Myths and Realities*, 1987,
 Pantheon Books, New York, NY, USA.

I. Pappé, *Britain and the Arab-Israeli Conflict 1948-51*, 1988,
 St. Martin's Press, New York, NY, USA.

John Bright, *A History of Israel*, Fourth Edition, 2000, West-
 minster John Knox Press, Louisville, KY, USA.

Israel Ministry of Foreign Affairs.

Stephen L.G. Rothman, Yaakov Tsacher, *The Doar Ivri Issue of
 Israel*, 1985, Privately printed by the authors, Tel Aviv, Israel.

Bale *Specialized Catalogue of Israel Stamps*, 2006, Compiled
 and edited by Joseph D. Stier, Chariot Global Marketing Ltd.
 Ramat Gan, Israel.

Captain Yaakov Shabtai, *The Doar Ivri Issue - Printings and
 Settings Handbook*, 2008, Society of Israel Philatelists.

The Interim Provisional Issues of Israel, The London Philatelist,
 Volume 68, March 1959, Pages 46-52.

Harold Uriel Ribalow, *The History of Israel's Postage Stamps*,
 1956, Twayne Publishers, The University of Michigan, Ann
 Arbor, MI, USA.

The Jewish Agency for Israel.



Jewish National Fund 5mil label showing the Palestine map according to
 the UN plan with Jerusalem overprint.



A Minhelet Ha'am
 interim period cancel.

JAMES WEDDELL

August 24, 1787 – September 8, 1834

A British sailor, navigator and seal hunter

BY MICHAEL SOMERVILLE

James Weddell was born in Ostend on the Belgian coast to Scottish parents. His father was a sea captain who apprenticed him as a seaman, probably at age eight, having received little education, although he could read and write. He was bound to a Newcastle collier for several years. He then worked aboard a merchantman trading in the West Indies from about 1805.



In 1808 he committed a severe offence by striking his captain, for which he was handed over to the Royal Navy for punishment. This in fact proved beneficial, because he was able to study navigation during his sentence. Upon release, he joined the Royal Navy as a midshipman and rose rapidly through the ranks to reach that of captain. He served during the Napoleonic War and at its conclusion was laid off on half pay in February 1816. For a while he resumed merchant voyages to the West Indies before being fully paid off by the Royal Navy in 1819.

He met James Strachan, a Scottish shipbuilder, who together with a Scottish insurance broker, James Mitchell, owned the 160-ton brig *Jane*, an American built ship captured in the War of 1812, which had been refitted for sealing. The South Shetland Isles had just been discovered and he persuaded the owners that fortunes could be made in the new sealing grounds.

His first voyage as captain of the *Jane* took him with a crew of 22 men to the Falkland Islands and further south. Whilst there are conflicting records as to the degree of success of this voyage, his sponsors, Strachan and Mitchell, nevertheless had a second ship built - the much smaller 65-ton cutter *Beaufoy* - which was crewed by 13 men. It seems, however, that both ships were basically too small for sealing and both crews suffered from having inadequate provisions.

James' next voyage, which lasted from 1821-22, took both ships to the South Shetland Islands, where they found 45 sealers already operating. A scant two years after discovery, the seals were already becoming scarce. The severe weather caused much damage to the *Jane's* planking and stem. They hunted for new grounds and reached the newly discovered South Orkney Islands where they hunted successfully and returned to England in July. During this voyage the Weddell Seal was discovered and named after him.

James's third voyage lasted from 1822-24 with the two ships sailing to the South Orkney islands again, but without great success. They sailed further south in good weather and on February 23 reached latitude 74.15°S and longitude 34°16'14" W, which was the southernmost point ever reached up to that time, being some 532 miles south of the Antarctic Circle. The area was later named the Weddell Sea, but failing to spot land, the ships eventually turned back and wintered in the Falkland Isles before sailing to the South Shetlands in November 1823, where they encountered thick pack ice. At the beginning of 1824, the ships separated, and James sailed back to the Falklands before returning to England in July.

His claim to have reached further south than Captain Cook raised eyebrows. Strachan and Mitchell persuaded James to write of his experiences, which was published in 1825 and again in 1827 with additional information concerning the *Beaufoy*, which had returned in 1826.



It seems that James resided in Edinburgh for awhile, since he was cited in the summer of 1826 for non-payment of a debt of £245 due to the Commercial Bank. Papers in the National Archives of Scotland show that he and his sponsors fell out over payment of the debt, which was likely for his instruments, which he recorded in his book as having cost £240. He fled south to avoid the debt, but was back in Edinburgh by 1827 when he was elected as a member of the Royal Society of Edinburgh.

James offered his services to the Admiralty to undertake another voyage south, but was rejected. He then returned to trading along the Atlantic coasts. In 1829 he was once more master of the *Jane* on a voyage from Buenos Aires to Gibraltar. However, financial ruin overtook him when she leaked so badly that she had to be abandoned in the Azores. Despite being able to transfer his cargo to another ship, it ran aground on the Island of Pico and James only barely survived by lashing himself to a rock. He was then obliged to take employment as a ship's master. He made one more voyage to Australia and Tasmania in 1830, arriving back in England in 1832.

James Weddell died in London on September 9, 1834, aged forty-seven, and was buried in the churchyard of Saint Clement Danes in the Strand. He was at heart an explorer and was also a good leader of men, whom he kept well supplied with rum, which helped offset the privations that they suffered from due to the shortage of food and the near constant cold and wet conditions. His meticulous observations and the quality of his charts of the South Orkneys that he made were proof that he admired accuracy.

Apart from the Weddell seal, the Weddell Sea, the Weddell Islands in the South Orkney Islands and Weddell Island in the Falklands were all named after him.

STAMPS

James Weddell is featured in four series of stamps issued for the British Antarctic Territory.



The first series of these stamps, which featured Polar explorers and their ships, was issued on February 14, 1973 with watermark #314 as 15 lithographed stamps ranging in value from ½d to £1 (Scott 45a-59a).

The second series was issued between 1975-1980 comprising 12 of the same lithographed stamps ranging from ½d to £1 with a watermark #373 and perforation of 14½ (Scott 45-59, less #s 51, 53 and 54). James Weddell and his ship *Jane* is featured on the 1½d in both these series.

In 1980, eight of these same stamps were reissued as Scott 51, 53 and 54, 55b-59b with watermark #373 and a perf 12.

In 1985, a delightful set of four lithographed stamps was issued commemorating Naturalists and their Fauna and Flora as Scott 125-128 with a perf of 14½. James Weddell, and the seal named after him, feature on the 54d stamp (Scott 128). ☒



WEDDELL SEAL (*Leptonychotes weddellii*)

They grow up to 10 feet in length, live for 30 years and weigh 1,200 lbs. They can dive to 2,000 feet and stay underwater for 45 minutes after which they must surface using their teeth to break the ice if needed. Their preferred diet is cod and silverfish, although they also eat small crustaceans and octopuses, etc. Spending much of their lives under water, they haul out onto the ice to rest, molt and give birth. Females give birth to one pup in September or October, which can swim after two weeks.



PHOTO: DANIEL COSTA - NATIONAL GEOGRAPHIC



CANADIAN PHILATELY FROM ANOTHER POINT OF VIEW

JOIN THE CANADIAN PHILATELIC SOCIETY OF GREAT BRITAIN

Founded over 70 years ago to promote and study all aspects of philately in British North America (Canada and its Provinces), the Society offers its members:-

- A quarterly award-winning full colour magazine
- Auctions each year with many hundreds of lots
- An extensive library of published books and articles
- Website based exchange packet
- Subscriptions payable in local currency

For more information or membership details visit our website at www.canadianpsgb.org.uk or contact our Secretary, John Watson at Lyngarth, 106 Huddersfield road, Penistone, South Yorkshire S36 7BX or by email at john.watson1949@btinternet.com

Our 2020 Convention will be held at Eastbourne on the south coast of England from 28 September to 2 October.

www.canadianpsgb.org.uk

Donald Alfred King

1866 - 1934

BY: MICHAEL PEACH, FRPSC



Donald A King

One of the prominent names among the pioneers of philately in Canada was Donald King, an expert on the early British North American issues. Donald King was born in Tyne Valley, Prince Edward Island on October 29, 1866, the son of shoemaker Charles King and his wife Annie.

At an early age he moved with his parents to Halifax, Nova Scotia. He started work at the Halifax Post Office on May 13, 1886, as a third class clerk and by 1907 he was in charge of the British and Foreign Mail branch. He was Postmaster from November 1, 1924 to November 1, 1933. He would have spent his entire career with the Post Office at the old Halifax Post Office (Figure 1), now the Art Gallery of Nova Scotia, on Cheapside, George and Hollis Streets.



Figure 1. Halifax Post Office around 1905.



Figure 2. 1887 Exchange request.



Figure 3. Postcard to Henry Hechler.



Figure 5. Cover to Kansas

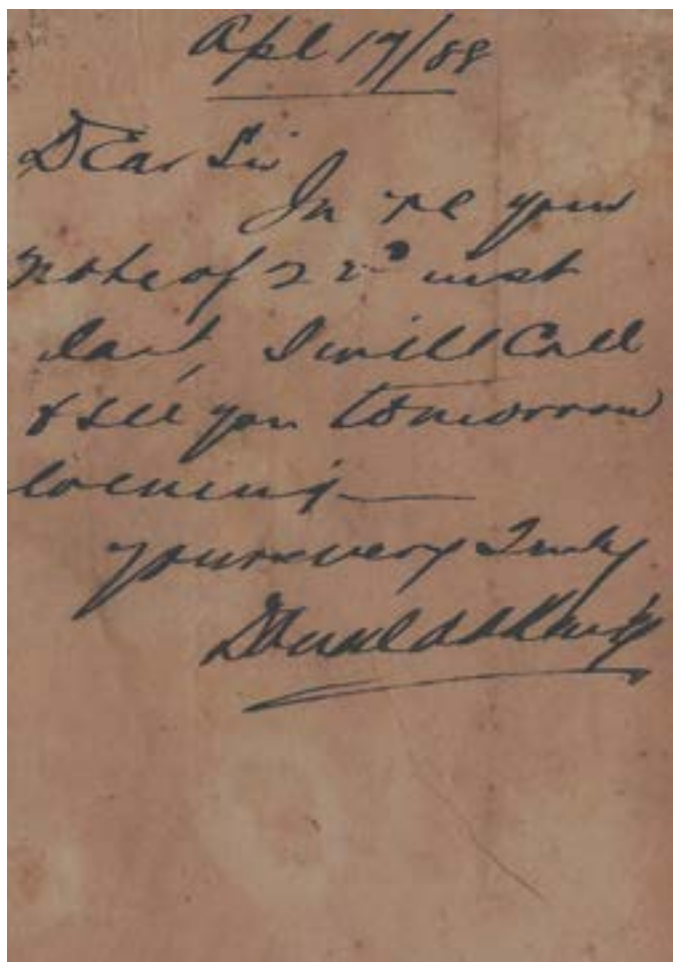


Figure 4. Message from April 17, 1889.



Figure 6. 1932 Cover to Maryland.



Figure 7. January 1934 cover.



Figure 8. Emily King sender.

A lifelong philatelist, he was an active dealer from about 1890 to 1934. An early advert appeared in the March 1887 *Halifax Philatelist* (Figure 2). As a civil servant he was not allowed to be directly involved in any business, in this case the stamp trade, and he traded using his wife's name Emily, not as reported earlier using his daughter's name, also Emily, who was born in 1898. His signature can be seen on the April 1888 postcard to prominent Halifax stamp dealer Henry Hechler (Figures 3 and 4). The message reflects the much more formal style of the Victorian age and an age without telephones. He had several customers in the USA, as seen on the registered covers to Kansas (Figure 5) and the 1932 cover to Maryland (Figure 6). Shortly before his

death he was still active as a dealer. The January 1934 registered cover to Chicago was from Emily King (Figure 7 and 8). The December 4, 1902 registered cover from Lunenburg, Nova Sco-

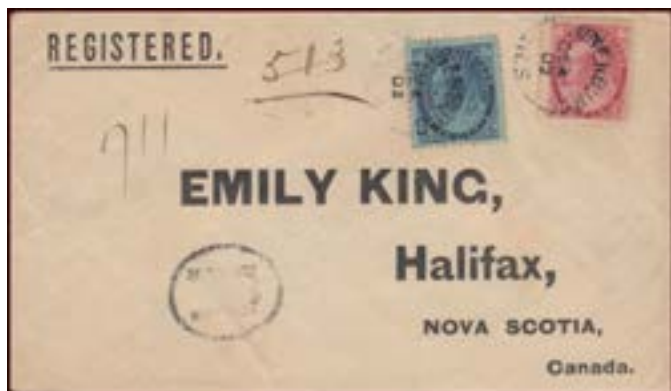


Figure 9. 1902 Registered return cover.

tia, to Emily King was a pre-addressed cover for any returns or items being sold to King (Figure 9).

Organized philately was flourishing in Halifax, and across Nova Scotia. With the January 1888 issue of the *Halifax Philatelist* (Figure 10) he became editor and in the February issue it was reported that he was secretary of the Nova Scotia Philatelic Association. The Canadian Philatelic Association held its first convention in Toronto in 1887. The *Halifax Philatelist* was appointed the official organ of the CPA in September 1888. The local Halifax group organized the 1889 CPA Convention at the Halifax YMCA, then on Prince Street. At this meeting, King was elected secretary as seen on the corner card of the 1890 cover to W. H. Brouse, a Toronto barrister (Figure 11), and another Nova Scotian, Alvan J. Craig (Pictou), became President.

Internationally, he was selling stamps to the well-known British philatelist, T. K. Tapling, who donated his collection to the British Museum that is now held at the British Library. The transcript of a July 7, 1889 letter from Tapling to King is shown




Figure 11. Canadian Philatelic Association cover 1890.

(Figure 12). In 1893 he is listed as a member of the Philatelic Society, London, now The Royal Philatelic Society London.

An authority on the stamps of the provinces and Canadian stamps, he shared his knowledge in his many contributions to the philatelic literature. In the January *Halifax Philatelist* he described the colour error of the 2¢ registration stamp and in later issues, the 5¢ New Brunswick Connell stamp. In 1895 he wrote a series of articles for *Gibbons Monthly Journal* on the stamps of Nova Scotia, Newfoundland, New Brunswick, Prince Edward Island and British Columbia. He was the author of the monograph, *The Postage Stamps of Nova Scotia*, with a reference list inclusive of the bisected provisionals which was based on a paper he had read at the Nova Scotia Historical Society on April 12, 1914.

In 1896 Arthur Bartlett, of Charlottetown, formed a syndicate with King as an active participant to purchase the remainders of the Nova Scotia cent stamps from the Nova Scotia government.

As an employee of the Halifax Post Office, King was mystified by the disappearance of the unused stamps on hand when Nova Scotia had joined confederation. King eventually found a record indicating that the stamps had been received by the Federal authorities. The stamps were discovered by King in an attic of the old parliament buildings in Ottawa. (Another report says that they had been stored in the vaults of the Post Office Department in Ottawa.) The syndicate purchased them for \$18,000, a vast sum in those days. He was also a speculator in contemporary Canadian stamps. When it became clear that the ½¢ and 6¢ Jubilee stamps were in short supply within a few weeks of being issued, he wrote to the Postmaster at Port Hood, requesting that he send him all of these values that he had available.

He was a prominent member of the Halifax community. He was a member of the Waegwoltic Club, a recreational club, serving for three years as President, active in St. David's Presbyterian Church and a member of the Overseas Club.

After he retired he took a two-month trip to the Caribbean to try and restore his health. He died on July 28, 1934, one day after his return. There were numerous tributes to him in the philatelic press, including one in the *Collectors Club Philatelist* (New York) and one from the well-known philatelist Charles J. Phillips, former owner of Stanley Gibbons and from 1922 dealer in New York (*Stamps*, September 8, 1934, p. 333). ☒

Transcript of a letter dated July 7, 1889 to Donald A. King, Halifax, Nova Scotia, from T. K. Tapling.

Dear Sir,

I shall be most happy to see Mr. Stewart (Halifax stamp collector and friend of King). I will gladly do anything in my power for him. I think the (Newfoundland) 8d. laureated is worth about L2 or L2/5. Our London society has expressed a very definite opinion about the sheets though further inclined to double them. I have always considered them genuine remainders. I think you might keep one of the Newfoundland on the chance, but I would not give you much for it. Many thanks for your renewed offer of assistance with our catalogue. It is well under way now, in fact in the printer's hands. I understand we have quoted lengthily from your articles in the *Halifax Philatelist*.

Yours very truly,
T. K. TAPLING.

N.B. Notes in brackets added by C. R. McGuire.

Figure 12. Letter from Tapling ex *Maples Leaves*, January 1978, p. 276.

PHILATELIC WEBSITE LISTINGS / LISTE DES SITES WEB PHILATELIQUES

Auctions / Enchères

ALL NATIONS STAMPS AND COINS
www.allnationsstampandcoin.com
collect@direct.ca

EASTERN AUCTIONS LTD.
www.easternauctions.com
easternauctions@nb.aibn.com

LONGLEY AUCTIONS
www.longleyauctions.com
bill@longleyauctions.com

R. MARESCH & SON AUCTIONS
www.maresch.com
peter@maresch.com

SPARKS AUCTIONS
www.sparks-auctions.com
kate@sparks-auctions.com

VANCE AUCTIONS LTD.
www.vanceauctions.com
mail@vanceauctions.com

WEEDA STAMPS LTD.
www.weeda.com
beverly@weeda.com

CENTURY STAMP CO. LTD.
www.centurystamps.com
centurystamps@rogers.com

CITY STAMP MONTREAL
www.citystamp.ca
info@citystamp.ca

DEVENEY STAMPS
www.deveneystamps.com
info@deveneystamps.com

GARY J. LYON (PHILATELIST) LTD.
www.garylyon.com
info@garylyon.com

SASKATOON STAMP CENTRE
www.saskatoonstamp.com
ssc@saskatoonstamp.com

VISTA STAMPS INC.
www.vistastamps.com
info@vistastamps.com

GB/Commonwealth

CITY STAMP MONTREAL
www.citystamp.ca
info@citystamp.ca

Philatelic Literature / Littérature Philatélique

**BRITISH NORTH AMERICA
 PHILATELIC SOCIETY (BNAPS)**
www.bnaps.org
mikestreet1@gmail.com

CANADIAN STAMP NEWS
www.canadianstampnews.ca
info@trajan.ca

THE UNITRADE PRESS
www.unitradeassoc.com
unitrade@rogers.com

**VINCENT GRAVES GREENE PHILATELIC
 RESEARCH FOUNDATION**
www.greenefoundation.ca
info@greenefoundation.ca

Postal History / Histoire Postale

HUGO DESHAYE (PHILATELIST) INC
www.hdphilatelist.com
hugo@hdphilatelist.com

LONGLEY AUCTIONS
www.longleyauctions.com
bill@longleyauctions.com

BNA-Canada / ABN-Canada

ARPIN PHILATELY INC.
www.arpinphilately.com
canada@arpinphilately.com

**BRITISH NORTH AMERICA
 PHILATELIC SOCIETY (BNAPS)**
www.bnaps.org
secretary@bnaps.org

Miscellaneous / Divers

COLLECTORS SUPPLY HOUSE
www.collectorssupplyhouse.com
cws@collectorssupplyhouse.com

**VINCENT GRAVES GREENE PHILATELIC
 RESEARCH FOUNDATION**
www.greenefoundation.ca
info@greenefoundation.ca

US-Worldwide / ÉU-Monde

CITY STAMP MONTREAL
www.citystamp.ca
info@citystamp.ca

STAMPS FRANCE
www.StampsFrance.com
mail@stampsfrance.com



LET'S TALK EXHIBITING

by/par David Piercey, FRPSC

PARLONS EXPOSITIONS

ONE-FRAME EXHIBITING - THE IMPORTANCE OF YOUR TITLE PAGE

One cannot overestimate the importance of the Title Page in a one-frame exhibit. Simply put, it must draw the viewers' attention to the exhibit through its overall visual appeal, and then, as the viewer begins to read it, introduce the viewer to the topic through its succinct and unambiguous title, explain the intention of the exhibit through its introductory paragraph(s), outline the scope of what will be shown through a clearly-delineated Plan, and describe the philatelic significance of what will be shown. All this, and it is often strongly recommended to display a relevant philatelic item on the page as well in introduction of the sort of material which will follow in subsequent pages.

Not every single-frame exhibit will necessarily be able to do all this on the Title Page, but one should nevertheless attempt to cover all these bases within the limited space a single page affords. One soon learns too, that one must search for brevity in one's writeup, cover only essential points, yet foreshadow what will appear on subsequent pages. This takes practice, and revisions in the writing and the page layout often occur as one searches for satisfaction in settling on an appropriate Title Page for what one is exhibiting.

Let's take a look at two quite different Title Pages (and two quite different exhibits) prepared by two highly experienced exhibitors which have recently been most favorably evaluated by RPSC judges. Both satisfy many of the criteria by which a Title Page should be envisioned.

The first, by Kevin O'Reilly, is on regular-sized 8½ by 11-inch paper. His exhibit shows mail to and from Churchill, MB during periods when the US forces operated various Army Post Offices (APOs) to assist with logistics for the ferrying of airplanes to wartime Britain along the North Atlantic staging routes, and later too when Churchill was used as a refueling depot for the Strategic Air Command.



COLLECTION D'UN CADRE - L'IMPORTANCE DE LA PAGE TITRE

On ne saurait surestimer l'importance de la page titre d'une collection d'un cadre. En termes simples, elle doit capter l'attention de l'observateur par son attrait visuel global et alors qu'il commence à lire, l'amener dans le vif du sujet avec un titre succinct et sans ambiguïté. En outre, elle doit expliquer l'objectif de la collection dans le ou les paragraphes d'introduction, donner un aperçu du champ d'études des pièces exposées à l'aide d'un plan clairement défini et décrire l'importance philatélique de ces pièces. En plus de tout cela, il est souvent vivement recommandé d'y inclure un élément pertinent qui nous donnera une idée du type de contenu des pages suivantes.

Il ne sera pas nécessairement possible d'intégrer tout cela sur la page titre de chaque collection d'un cadre, mais il faudrait néanmoins essayer de couvrir tous ces points de base dans l'espace limité que permet une seule page. Nous constatons rapidement que notre texte doit être bref et ne couvrir que les idées essentielles tout en laissant transparaître ce que nous réservons les prochaines pages. Un tel exercice exige de la pratique. Souvent, nous n'effectuons la révision du texte et de la mise en page qu'au moment de parfaire le montage afin que notre page titre soit représentative de la collection que nous exposons.

Jetons un coup d'œil à deux pages titres très différentes l'une de l'autre (et à deux collections aussi très différentes) réalisées par deux exposants chevronnés, récemment évaluées très favorablement par des juges de La SRPC. Les deux remplissent beaucoup de critères spécifiques d'une page titre.

La première, par Kevin O'Reilly, repose sur des feuilles de format régulier (8 1/2" x 11"). Il y expose du courrier à destination et en provenance de Churchill, Manitoba, alors que les forces armées des É.-U. tenaient divers bureaux de poste militaires (APO) pour soutenir la logistique du convoi d'avions vers la Grande-Bretagne, en temps de guerre, sur la route de l'Atlantique Nord, et aussi plus tard, lorsque Churchill, MB servit de dépôt de ravitaillement en carburant pour le Commandement aérien stratégique.

Afin de nous aider à comprendre le sujet, il commence par nous montrer une

To help us understand the topic, he begins by showing us a map of these staging routes and gives a Plan (which he calls "Outline") of what he will be showing. The right sidebar of bulleted items gives us a fuller chronology of the various milestones in the operation of the US APOs between 1942 and 1960-63. Then, in his remaining space he shows a very significant censored cover from a US military person at Churchill sent through the Canadian mail system, before the US APOs had been opened, and with a most uncommon usage of a "Saskatoon District Emergency" hammer.

Note too how he has made maximum use of the available space on the page, often seen as a constraint on regular-sized exhibit pages.

The second, by Rob Leigh, is on double-sized 11 x 17-inch paper. He shows the Canada 20-cents special delivery issue of 1935, the 'Allegory of Progress' design, from production die and plate proofs, to the imperforate variety, plate inscriptions, first day usage, and through usage on domestic, American, and foreign destinations, registered special delivery, and last day usage as well.

His Title Page concentrates on telling us specific details about the stamp itself, about its intended usage, and the purpose of special delivery. He illustrates this page with impressive collateral material like the vignette used as a trade sample, and as used on a Yugoslavian banknote, and introduces us to the stamp through the use of the stamp with a 'specimen' overprint, intended for UPU distribution.

Note that his material is well-suited to the double-sized page format, as its effective use of white space seems to draw our attention to the exotic material on the page. Note too that the two blocks of text are offset symmetrically to the upper left and lower right of the page and do not dominate the philatelic material, rather letting the material speak for itself.

Title Pages are as unique as the individuals who have created them. The art of effective Title Page design is only constrained by what sort of introductory material we must include to help the viewers orient to what will be shown and to help them understand the full intent and scope of the exhibit. ☒

Previous columns in this series may also appear on the RPSC website at <http://www.rpsc.org/exhibiting.htm>. Readers are encouraged to use any of them to facilitate further discussion at club meetings, and to promote novice exhibiting at local and regional levels. The author can also be reached at dpiercey@telus.net for further discussions about exhibiting.

carte de ces étapes routières et nous donne un plan (qu'il appelle «Outline») de ce qu'il veut nous faire voir. La liste à puce de la barre latérale d'éléments, à droite, affiche une chronologie complète des divers jalons de l'organisation des APO entre 1942 et 1960-1963. Ensuite, dans l'espace restant, il montre un pli censuré très pertinent expédié par un militaire états-unien posté à Churchill. Ce pli a été acheminé dans le système postal canadien avant l'ouverture des APO avec, utilisation pour le moins inusitée, une marque postale de la «Saskatoon District Emergency».

Remarquez aussi comment il a fait un usage maximal de l'espace disponible sur la page, ce qui est souvent perçu comme une contrainte sur les pages de collections de taille ordinaire.

La deuxième, par Rob Leigh, est montée sur des feuilles double format 11" x 17". Il y présente le timbre de livraison exprès du Canada, émission de 1935, à 20 cents arborant le design «allégorie du progrès». Il montre les épreuves de production et la variété non dentelée, en passant par les planches avec inscription, les utilisations Premier jour et l'emploi pour les destinations

intérieures, états-unienues et étrangères ainsi que les livraisons exprès par courrier recommandé et le dernier jour d'émission.

Sa page titre insiste sur des détails spécifiques du timbre lui-même, sur son utilisation prévue et le but de la livraison exprès. Il illustre cette page avec des pièces parallèles remarquables, comme une vignette employée à titre d'échantillon commercial et tel qu'utilisée sur un billet de



banque yougoslave. Il introduit ce timbre au moyen d'un «spécimen» en surimpression destiné à être distribué par l'UPU.

Il est à noter que ses pièces sont bien adaptées au format double page, car l'utilisation efficace qu'il fait des blancs semble attirer notre attention sur les articles d'exception qui s'y trouvent. Remarquez également que les zones de texte sont placées symétriquement dans le coin gauche en haut et le coin droit en bas et qu'elles ne dominent pas les composants philatéliques laissant plutôt ces derniers parler pour eux-mêmes.

Les pages titres sont aussi uniques que les personnes qui les ont créées. La seule contrainte imposée à l'art de la conception d'une page titre est le genre d'éléments d'introduction que nous devons y incorporer pour orienter le spectateur vers le contenu exposé et l'aider à comprendre l'intention et le champ d'études de la collection dans son entièreté. ☒

Les articles précédents de la présente chronique sont maintenant accessibles dans le site Web de La SRPC au <http://www.rpsc.org/exhibiting.htm>. Nous invitons les lecteurs à les utiliser pour animer les discussions aux réunions et encourager les débutants à participer aux expositions locales et régionales. Vous pouvez également joindre l'auteur à dpiercey@telus.net si vous voulez poursuivre la discussion sur les expositions.



BOOK REPORTS

by/par Tony Shaman, FRPSC

COLLECT BRITISH STAMPS 2021 EDITION

Published by Stanley Gibbons Ltd. 2021. ISBN-13:978-1-911304-69-2; (7 Parkside, Christchurch Road, Ringwood, Hampshire, Great Britain, BH24 3SH). Laminated soft cover, 374 pages, 240 x 170 mm. Retail price: 17.95 British pounds. Orders can be placed by telephone: +44(0)425-472 363 or by e-mail: orders@stanleygibbons.co.uk or internet: www.stanleygibbons.com



This ever-popular catalogue with collectors of the stamps of Great Britain, the 72nd edition of Collect British Stamps, is a visually pleasing publication which will totally satisfy the needs of the more advanced philatelists and more than adequately serve the needs of beginner and intermediate collectors. As in all its predecessor publications, the listings are straightforward and easy to use.

This latest catalogue works equally well as a checklist, or as a reference guide and comes in a size that can be easily carried about. It is sufficiently detailed to serve as an accurate guide to stamp values with, generally, all or most listings reflecting current market conditions.

New for this 2021 edition is the combination of all decimal Machin definitive stamps in a separate section following the commemorative issues. To make this section easy to find, the editors have tinted the edges of these pages a deep purple.

The section in the catalogue entitled "Collecting Stamps – the Basics" will be especially useful for beginner collectors. It is essentially a "how to" section taking up only three-and-one-half pages of catalogue space. It is chockfull of information on where to obtain stamps for beginners, how to choose an album or a stock book, how to take care of one's album and how to obtain reliable information about the hobby. It also delves into the need for philatelic tools such as tongs, perforation gauges, a magnifying glass, watermark fluid and other items that make stamp collecting a more enjoyable and educational hobby.

Although this catalogue is not as comprehensive as its sister publication, The Great Britain Concise Stamp Catalogue, it nevertheless lists each British stamp, from the Penny Black to the Star Trek issues released in November 2020.

Listed also in this newest edition are regional issues of England, Northern Ireland, Scotland and Wales, postage dues, officials, the ever-popular Royal Mail 'Post & Go' machine stamps, first day covers for definitive stamps from 1936 on, 'No Value Indicated' stamps, commemoratives, Traffic Light gutter pairs, presentation packs, Post Office year books, PHQ cards, and Royal Mail philatelic, numismatic and medallic covers.

The design index for commemorative stamps issued from 1953 onward will greatly assist catalogue users in identifying the stamp listings, while also serving as a ready reference.

For the watermark and perforation enthusiasts, the catalogue lists all stamps with different watermarks and perforations. Visible plate numbers on the Victorian issues, graphite-lined and phosphor issues, including missing colour errors and stamp booklets are not overlooked. Also listed are the pre-postal independence issues of the Isle of Man, 1958-1971, Guernsey, 1941-1969, Jersey, 1941-1969, and the wartime occupation issues of Guernsey and Jersey.

This latest publication is reasonably priced at 17.95 pounds and collectors of the stamps of Great Britain will want to have a copy of this latest catalogue in their philatelic library.

STANLEY GIBBONS QUEEN VICTORIA VOLUME I PART I.

Published by Stanley Gibbons Ltd. 2020. ISBN-978-1-911304-54-8; (7 Parkside, Christchurch Road, Ringwood, Hampshire, Great Britain, BH24 3SH). Hard cover, 352 pages, 245 x 175 mm. Retail price: 54.95 British Pounds. Orders can be placed by telephone: +44(0)425-472 363 or by e-mail: orders@stanleygibbons.co.uk or internet: www.stanleygibbons.com

Students and collectors of Great Britain's Queen Victoria stamps will be pleasantly surprised with this all-new 1st edition publication listing the Queen Victoria line-engraved and embossed issues. According to the editors, the surface-printed issues are slated to be listed in a future publication scheduled to be released sometime in 2022.

This current Queen Victoria publication, printed in full colour for the first time, is much more than a mere stamp catalogue. Preceding the line-engraved essay and proof listings, for example, are several philatelic studies that are sure to benefit and educate collectors. An historical introduction, richly illustrated with portraits of notable postal aficionados, historic postal markings, letter sheets and essays, provides readers with an overview of early postal developments. This section is followed by sections dealing with 1839-1841 postal notices, Mulready, Parliamentary and embossed postal stationery envelopes and letter sheets. In short, it looks at the British posts

from the 15th century to the postal reforms in the mid-1800s.

Line-engraved essays and proofs, reproduced in vivid colours in the catalogue and held in Britain's top museums, libraries and other depositories, are a feast for the eyes. Prices for this illustrated material are staggering. Admiring these philatelic gems is the next best thing to owning them.

The actual listings of the Penny Black and Penny Red line-engraved issues, in all their minutia, take up 185 of the catalogue's 352 pages. Listings are



fully priced. Covered in this section of the catalogue are the Type A1 imperforate; Die 1 issues including plates 12 to 131 for the Penny Red. Also listed are plates 132 to 177, treasury roulette; experimental forms of separation; officially perforated type A1, dies 1 and 2; the two pence blue type 1 imperforate; type E1 with added white lines; type E1 perforated; and line-engraved stamps with letters in all four corners including the plate numbers.

In contrast, the embossed issues together with a set of general notes and price listings take up a mere five pages. Three appendices and a four-plus page bibliography complement the many newly added features in this outstanding work.

Priced at 54.95 British Pounds, the catalogue offers good value for the money considering that the information it provides is not available in any other single publication.

This completely revised and updated publication is a quality product that philatelists and collector of Great Britain's Victorian issues will want to have on their bookshelves. ☒

MEMBERSHIP REPORT / DES NOUVELLES DE NOS MEMBRES

NEW MEMBERS / NOUVEAUX MEMBRES

The following applications were received and are herewith published in accordance with the constitution. If no adverse reports are received within 30 days of publication, applicants will be accepted into full membership. Any objections should be sent to the National Office, P.O. Box 69080, St. Clair Post Office, Toronto, ON M4T 3A1.

Les demandes d'adhésion ci-dessous ont été reçues et sont publiées en conformité avec la constitution. Si aucun commentaire n'est communiqué au Bureau national, (C.P. 69080, St. Clair Post Office, Toronto, ON M4T 3A1) d'ici 30 jours, les adhérents seront acceptés comme membres. (M) minor - activity guaranteed by parent or guardian / mineur - activités philatéliques garanties par un parent ou un tuteur.

INDIVIDUAL MEMBERS / MEMBRES À TITRE PERSONNEL

E-29971 Joan Mills

Used Australia and territories Used Great Britain Used Canada United Nations

I-29972 Thanh Nguyen

World

I-29973 Haytham Alzain

Stamps of Canada, Saudi Arabia & Syria. Money-note for Saudi Arabia & Syria & starting Canada

E-29974 Alain Hébert

Hockey, Anne Frank, Churchill, tramways, diabète

I-29975 Shawn Downey

I-29976 Peter Laimins

Ice hockey, Latvia

I-29978 Gary Chaimowitz

South Africa, Namibia/SWA, Precursor countries to South Africa, United Kingdom, Israel, Bhutan

E-29979 Doug Smith

World Wide

I-29980 Shirley Solberg

Main collections are from Canada, United States, New Zealand, Australia, and Great Britain but also have small collections from many other countries/states/territories.

I-29981 Cory Ledoux

Mostly Rare items. Still collecting some BNA plate proofs, specimens, postal history, and early Canadian stamps. Have collected Barbados (probably complete), British Guiana (mostly complete), Great Britain and some other Commonwealth countries, and a few African areas.

I-29982 Alan Hills

Canada, UK, Royal Family, special events UK and countries

E-29983 Michelle Milos

Stamp Varieties

I-29984 Georges LE NEGRATE

I-29985 Leslie McConnell

Canada cancellation, Canada first day covers, Canada blocks / page mint, USA and world cancellation

S-29986 John (Jack) de la Vergne

1. Newfoundland 2. Nipissing District, Ontario

E-29987 Nicola Burdiat

International, Imperial and Commonwealth Reply Coupons

E-29988 Paul Simons

Used Canada

CHANGE OF ADDRESS? Changes can be made on-line at www.rpsc.org "Members Login" or by contacting the National Office.

VOUS CHANGEZ D'ADRESSE? Effectuez le changement en ligne à www.rpsc.org, "Members Login" ou en prenant contact avec le Bureau national.

JOIN THE RPSC / JOIGNEZ-VOUS À LA SRPC WWW.RPSC.ORG

Visit The RPSC website for an on-line application (click the Join The RPSC link on the home page).

Or, call or write The RPSC offices for a paper application. See page 52 of this issue for contact details.

Visitez le site Web de La SRPC pour obtenir une demande d'adhésion en ligne (cliquez sur le lien Joignez-vous à La SRPC sur la page d'accueil).

Ou, appelez ou écrivez aux bureaux de La SRPC pour obtenir un formulaire papier. Vous trouverez les coordonnées à la page 52 du présent numéro.



CHAPTER CHATTER

by/par George Pepall, FRPSC

PARLONS DES CHAPITRES

If your chapter is like mine, there hasn't been much in-person chatter lately, so let me try to generate some for yours.

When are we going to be able to get back to in-person chapter meetings? We can't realistically answer that all-important question yet in a way that allows us to plan meetings and shows, but our calendar has plenty of pencilled possibilities reaching beyond next summer. For us as chapter directors and executive members - the leaders - the challenge is to be prepared to welcome our members back with a well-planned program of activities that gives everyone a chance to acquire some new stamps, to learn something new about stamps and mail, and, maybe most important, to reconnect socially with our philatelic friends.

A planning meeting of your directors and leaders held through the widely used Zoom technology would be a big step in that direction, and likely enjoyable for the participants. It has the practical advantage of not requiring travel; in fact, people are now making presentations to others across the country and across borders that bring collectors together across distances in ways that rarely happened before 2020. While we wait, what can we do to keep our members connected with the hobby, the chapter and with other members?

With the help of a Zoom or GoToMeeting subscription, could you offer a virtual meeting with a round of Show and Tell of newly acquired stamps or covers? Instructions for the use of those technologies are readily available on-line. Successful member auction sales are also being held to satisfy the appetite for new material.

Some of the larger and more specialized societies are running what are called webinars that can easily be registered for. Information about our own RPSC Stamp Talks and Panel Presentations is available on our website and in this issue of *TCP*.

If your chapter has an on-line newsletter or blog, would it be possible to mail a hard copy to all those without computers? The gesture would certainly be appreciated and the minimal cost could be covered by chapter funds.

Our chapter had planned an 85th anniversary lunch for December 12th. Although it had to be

Si votre section de clubs est comme la mienne, il n'y a pas eu beaucoup de conversations en personnes dernièrement. Je vais donc essayer d'en susciter quelques-unes pour vous.

À quand le retour aux réunions des sections en personne? De façon réaliste, nous ne pouvons pas répondre à cette question de première importance, ne serait-ce que d'une façon qui nous permettrait de planifier des réunions et des salons, mais notre calendrier regorge de possibilités, inscrites au crayon, qui s'étendent bien au-delà de l'été prochain. Pour nous, en tant que directeurs et membres de l'exécutif, les leaders, la difficulté consiste à être prêts à accueillir nos membres avec un programme d'activités donnant à chacun l'occasion d'acquérir de nouveaux timbres, d'apprendre quelque chose sur les timbres et le courrier et peut-être encore plus important, de se reconnecter socialement avec les amis philatélistes.

Une réunion de planification de vos directeurs et porte-parole sur Zoom, une technologie abondamment utilisée, serait un grand pas dans cette direction et serait vraisemblablement agréable pour les participants. L'avantage pratique-pratique, c'est de ne pas avoir à se déplacer. Des gens présentent des exposés à d'autres personnes qui se trouvent un peu partout au pays et au-delà des frontières. Des collectionneurs sont ainsi réunis à distance, et ce, de façons rarement vues avant 2020. Pendant que nous attendons, que pouvons-nous faire pour maintenir nos membres connectés à leur passe-temps, à leurs clubs et aux autres membres?

Pourriez-vous organiser une réunion virtuelle avec une séance interactive sur les nouvelles acquisitions de timbres et de plis à l'aide d'un abonnement à Zoom ou à GoToMeeting? Le mode d'emploi de ces nouvelles technologies est facile à obtenir en ligne. Par ailleurs, des ventes à l'encan organisées par des membres satisfont les appétits de nouveautés.

Certaines grandes sociétés spécialisées tiennent ce que nous appelons des webinaires auxquels il est facile de s'inscrire. Vous pouvez obtenir des renseignements sur les entretiens philatéliques de La SRPC et nos présentations de groupes d'experts dans notre site Web et dans le présent numéro du *Philatéliste canadien*.

Si votre section de clubs dispose d'une infolettre en ligne ou d'un blogue, serait-il possible d'en poster un exemplaire papier à ceux qui n'ont pas d'ordinateur? Un tel geste serait certainement apprécié et le coût minime pourrait être absorbé par les fonds de la section.

cancelled, we may just hold it next December as an 86th anniversary to thumb our noses at the setback Covid-19 dealt us.

How about phoning the members who haven't been seen in the last year, just to let them know that their welfare is valued, and that we have them in mind in whatever planning we are able to do? That would be another way of including those who don't have a computer or email access.

In the meantime let's take a look at a new acquisition from 2020.....

Notre section avait prévu un goûter de 85e anniversaire le 12 décembre. Comme il a été annulé, nous pourrions simplement nous reprendre en décembre prochain, au 86e anniversaire, pour faire un pied de nez au recul que la COVID-19 nous a imposé.

Pourquoi ne pas lancer un coup de fil aux membres que vous n'avez pas vus l'année passée, juste pour leur montrer que leur bien-être est important et que nous pensons à eux dans tous les projets que nous sommes en mesure d'imaginer? Ce serait une autre façon d'inclure ceux qui n'ont pas d'accès à un ordinateur ou à une adresse de courriel.

D'ici là, examinons une nouvelle acquisition de 2020...



The Viking ship on the right seems to be sinking on this USA Scott 621. How to explain it? ☒

Le navire viking à droite, sur le no 621 du catalogue Scott des É.-U. semble faire naufrage. Comment expliquer cela? ☒

RPSC
PHILATELIC
RESEARCH
FOUNDATION



SRPC
FONDATION DE
RECHERCHE
PHILATÉLIQUE

Donations to the RPSC Philatelic Research Foundation

The two objectives of the Foundation are to promote youth philately, and to encourage philatelic research by sponsoring its publication and distribution. These objectives are achieved through donations of cash, or of philatelic material from collectors and philatelists. Donations of collections receive a charitable receipt for income tax purposes equal to the appraised fair market value.

Potential donors should contact the Foundation President, Rodney Paige, directly (1-416-921-2073), or via the National Office (1-888-285-4143), or in writing at 10 Summerhill Ave., Toronto, ON M4T 1A8, to discuss the type of material intended for donation and the process for receiving a charitable donation receipt.

Dons à la RPSC Philatelic Research Foundation

Les deux objectifs de la fondation sont de promouvoir la philatélie jeunesse et d'encourager la recherche philatélique en commanditant la publication et la distribution. Ces objectifs sont atteints au moyen de dons d'argent ou de matériel philatélique de la part de collectionneurs et de philatélistes. Les dons de collections philatéliques donnent lieu à un reçu pour don de bienfaisance aux fins d'impôt égal à la valeur de remplacement selon la juste valeur marchande d'expertise.

Les personnes qui souhaitent faire un don peuvent s'adresser au président de la fondation, Rodney Paige, directement au 416-921-2073 ou au Bureau national au 888-285-4143, ou par écrit au 10 Summerhill Ave., Toronto, ON, M4T 1A8, afin de discuter des articles à donner et du processus d'émission d'un reçu pour don de charité.



THE YOUNG COLLECTOR

by Joseph Perrone | josephperrone@rpssc.org

WORKING AT THE VGG

This past summer I was fortunate enough to get a job offer to work at the Vincent Graves Greene Philatelic Research Foundation.

The VGG, or Greene as it is called for short, is a foundation primarily functioning as an expertization committee and philatelic library. The Greene has a well-rounded library, naturally specializing in Canadian philately, but it also has a large collection of foreign country reference books as well. The library is very useful for collectors because we tend to be a stingy bunch who do not wish to buy something when we can get a great deal on it. Philatelic literature is not cheap, much to my chagrin, and thus I have a hard time buying it. Instead of purchasing the books, the Greene's library generously allows collectors to borrow its volumes.

I worked mainly with Willow, the librarian, and Lee Ann, my boss, secretary, and jack of all trades. My job title was assistant curator, but I did most of my work entering old auction catalogues into library files. I was given a little office all to myself where I could work away at the old auction catalogues and filing new magazines as they came in.

My favourite day of the week was Wednesday when all the boys, as Lee Ann calls them, like Garfield Portch, Lawrence Pinkney, Mark Stelmovich and Ted Nixon, would come and work on expertizing stamps for the Greene.

Garfield showed me the ropes of using the Greene's wonder machine, the VSC 6000. It has all kinds of amazing gizmos and gadgets such as ultraviolet lights and magnifying capabilities. I helped Garfield and the boys identify and give certificates to all kinds of interesting items.

I learned so much about detecting fakes and forgeries. My favourite stamps to work with were the 5-hole OHMS (On His/Her Majesty's Service)

perfins. There is a foolproof way to detect fakes or prove the authenticity and even die position of a real example.

The Greene has acquired a set of die proofs for the 5-hole die. There were five sets of pins on a perforating machine that all make distinct perforations. When the original perforated proofs are matched on top of the image of the specimen using the VSC 6000, they will match or not match one of the dies. This simple process leaves very little room for error because if it does not match, it is not genuine. Although some genuine examples will not match up perfectly, it is rather easy to tell if it has been forged or not.

I took my one and only example of an OHMS 5-hole perforation, an OA144 1927 Sir Wilfred Laurier stamp of the Confederation Issue, in to



work one Wednesday to test to see whether it was genuine or not. I was pretty sure that it was a fake, but low and behold it was a real die 1.

I have never seen such a multitude of amazing and bizarre material. I remember that on one particular Wednesday, I handled approximately \$40,000 worth of material in about the space of two minutes.

I dealt with Canadian laid paper and rare stamps from Vancouver Island. These kinds of items I cannot afford and likely will never be able to afford. Nowhere else could I have seen such a huge amount of jaw-dropping material in such a short

amount of time. Sure, if I went to a stamp show there would be some good specimens, but I would not be able to examine them so closely.

Also, being in the company of the experts when dealing with stamps was a lot of fun. They would show me an item, and then tell me about why it was so rare or unusual.

We looked for re-gumming and removed cancellations on one extremely expensive and rare mint item. Re-gumming is when new gum is put on a stamp to make it appear that it has original gum. It is detected in a few different ways. One of these ways is to examine the perforation teeth looking for glued-over paper fibers. When perforated stamps are separated, the perforation tips naturally fray and there are visible paper fibers. If there is gum on these little loose fibres, it will lay them flat. When re-gummed, the perforations will also feel rigid, inflexible, and almost sharp.

Removed cancellations can sometimes be seen faintly under a light, but usually they are harder to detect. Shining light directly through the paper is also a good method of detecting washed-out cancellations. Another method is to use ultraviolet light to see if anything stands out. Often the removed ink cancellation will read differently on the ultraviolet spectrum.

Repaired stamps are easily detected in the same way. If a stamp had a tear and new paper was woven into its place, the new paper will have a different fluorescent colour that will stand out strongly



against the old paper.

Working at the Greene was a real pleasure. Almost every day I would go to the post office and pick up the mail. I was always excited to get back to the office to open the mail and see the contents. We received all kinds of parcels from major stamp auction houses and dealers including Eastern Auctions and Robert Cooperman of City Stamp Montreal.

One of the best parts of working there was when one of the guys would bring me a stamp to look



at and ask if I could spot the flaw or repair. It was very informative and entertaining.

I do not think I will even look at a stamp the same way again. Whenever

I am browsing eBay, I always look for the telltale signs of tampering before I purchase something. I have found myself looking through items in my own collection for flaws and repairs even though I really do not own things which would be repaired or re-gummed due to my collection's current insignificance.

As much as it might sting to learn that an item is faked or repaired, it is better that a fraudulent item come off the market or be labeled as faulty, so future collectors are not defrauded. This is not to say that stamps with faults or repairs cannot be used to fill spaces in one's own collection.

I know I am certainly not an expert, with many years of experience behind me, but now I am a novice with a few months in my pocket. I hope to keep learning this trade because it is useful for myself and for other collectors. ☒

COMING EVENTS AND CHAPTER LISTINGS ARE ALWAYS AVAILABLE AT:

WWW.RPSC.ORG

classifieds / annonces classées

AUSTRALIA / AUSTRALIE

ZIMO OFFERS A.A.T.: VF used Complete Sets & Hi-Values all different, \$40.00 Scott 2016 Value only \$20.00. Start a new "Hot" Collection! Zimo, Box 578 Bromptonville, Sherbrooke QC, J1C 1A1.

v68n06

CANADA FOR SALE / CANADA À VENDRE

2022 Walsh NEWFOUNDLAND Specialized Stamp eCatalogue 13th edition, Colour; 928 pages. www.nfldstamps.com

2022 Walsh British North America Specialized Stamp eCatalogue 13th edition, Colour; 755 pages. www.nfldstamps.com

v72n06

EUROPE / L'EUROPE

ZIMO OFFERS EUROPA: All different complete Mint NH Sets, Scott 2016 Value of \$100.00 US Yours for only \$35.00. Pricelist for NH, Used, Covers. Zimo, Box 578 Bromptonville, Sherbrooke QC, J1C 1A1.

v68n06

FOR SALE / À VENDRE

COLORANO FDC: Canada 1972-1994, USA 1975-1995, France 1970-1990. Free price list. Alfred Lemay, Box 325, St-Liboire, QC J0H 1R0.

v72n03

CANADA POST Official FDC: 1971-2008. Singles, pairs, blocks, imprint blocks, combo. Also tags and varieties. Free price list. Alfred Lemay, Box 325, St-Liboire, QC J0H 1R0.

v72n03

FREE PRICE LISTS for Canada FDC: Fleetwood, HDE, GINN, CANECO, Canadian Banknote, British American Banknote. Alfred Lemay, Box 325, St-Liboire, QC J0H 1R0.

v72n03

MAXIMUM CARDS for France, Great Britain, Guernsey, Jersey, Man, Liechtenstein, and Vatican. Free price list. Alfred Lemay, Box 325, St-Liboire, QC J0H 1R0.

v72n03

ROSE CRAFT FDC 1957-1974. Ottawa and local cancels. Also tags and varieties. Free price list. Alfred Lemay, Box 325, St-Liboire, QC J0H 1R0.

v72n03

MAIL ORDER / VENTE PAR CORRESPONDANCE

WIDEST CANADA, Australia, United States, Great Britain choices. Free lists sent the next day. We specialize, you fill the gaps. Robert Millman, 105-6655 Lynas Lane, Richmond, BC V7C 3K8. Phone: 604-241-1948, fax: 604-594-4155, Email: robert-millman@rogers.com.

v68n06

MIXTURES / MÉLANGES

ZIMO OFFERS MIXTURES: Try our Japan 1 Recent Commemoratives, 100 Grammes for only \$35.00. Many reorders on this one! Super Variety! Mixture pricelist included. Zimo, Box 578 Bromptonville, Sherbrooke QC, J1C 1A1.

v68n06

SCANDINAVIA / LA SCANDINAVIE

ZIMO OFFERS ALAND: Superb collection, Mint NH Complete sets, all Different, \$125.00 US Scott 2016 Value, yours for \$65.00. Ducks, Sailships, Orchids, Lighthouses, Xmas. Zimo, Box 578 Bromptonville, Sherbrooke QC, J1C 1A1.

v68n06

ZIMO OFFERS DENMARK: 30 seldom seen semi-postals stamps, only complete issues, all different VF Used, yours for \$10.00. Denmark Pricelist included with Coupons! Zimo, Box 578 Bromptonville, Sherbrooke QC, J1C 1A1.

v68n06

ZIMO OFFERS FAROE: All different VF NH topical complete sets, Scott 2016 Value of \$75.00 for only \$30.00. Faroe pricelist included with Promotions. Zimo, Box 578 Bromptonville, Sherbrooke QC, J1C 1A1.

v68n06

ZIMO OFFERS GREENLAND: Nice lot of VF used Greenland, all different, \$60.00 Scott 2016 Value Only \$20.00. Greenland Pricelist included with our Bulletin. Zimo, Box 578 Bromptonville, Sherbrooke QC, J1C 1A1.

v68n06

ZIMO OFFERS ICELAND: All different VF NH Europa Complete sets, Scott 2016 Value: \$65.00 Yours for only \$25.00. 24 pages Europa pricelist included. Zimo, Box 578 Bromptonville, Sherbrooke QC, J1C 1A1.

v68n06

ZIMO OFFERS NORWAY: Nice VF used Complete Sets, all different, \$60.00 Scott 2016 Value for Only \$20.00. Norway Pricelist included with Special Offers. Zimo, Box 578 Bromptonville, Sherbrooke QC, J1C 1A1.

v68n06

ZIMO OFFERS SWEDEN: Lot of all different complete sets, VF used, Scott 2016 Value: \$60.00 Yours for only \$20.00. Energy, Animals, Flowers, Dogs, Cats. Zimo, Box 578 Bromptonville, Sherbrooke QC, J1C 1A1.

v68n06

SPECIAL OFFER / OFFRE SPÉCIALE

ZIMO OFFERS BONUS: Buy \$50.00 from our classifieds, receive \$50.00 Scott value, Buy \$100.00 receive \$100.00 all different, cataloging over \$1.00 each. You must Ask for it! Zimo Stamp!

v68n06

WANTED / RECHERCHÉ

BUYING ANY "Province of Saskatchewan" (P18 and P19) perfins. Singles, multiples, accumulations, odds-and-ends, on or off paper or collections – whatever you have is of interest to me. Contact Kerry at kerrybryant@myaccess.ca or Box 5104, Victoria BC V8R 6N3.

v72n01

WWI RNWMP covers/cards (Cavalry Draft / "B" Squadron, Siberia / Draft Form Letters/Ephemera). Priced scans/photocopies appreciated. D.Mario, Box 342, Station Main, Saskatoon, SK S7K 3L3; northcote1885@yahoo.ca.

v71n04

WWF

ZIMO OFFERS WWF: Nice VF used Complete Sets, all different, \$40.00 Scott 2016 Value for only \$15.00. WWF Pricelist with FDC, Maxi-Cards, Sets. Zimo, Box 578 Bromptonville, Sherbrooke QC, J1C 1A1.

v68n06

CLASSIFIED ADVERTISING ORDER FORM / BON DE COMMANDE-ANNONCES CLASSÉES

RATES: 10 cents per word; minimum charge \$3.00 per insertion. Boxed Classified \$12.00/column-inch. Please indicate desired heading. **Classified ads must be paid in advance.**

C.P. Classified Ads

459 Prince Charles Drive South,
Unit 2, Welland, Ontario L3B 5X1

CALL Jim at

(905) 646-7744, ext 223

FAX (905) 646-0995 or

email: jims@trajan.ca

TARIFS: 10 cents le mot; tarif minimal: 3\$ par insertion. Petites annonces encadrées: 12\$ par pouce de colonne. Prière d'indiquer la rubrique désirée. **Les petites annonces sont payables d'avance.**

Classification:

**ALL CLASSIFIED ADS MUST BE PREPAID.
TOUTES LES ANNONCES CLASSÉES DOIVENT
ÊTRE PAYÉES D'AVANCE.**

PLEASE CHECK ONE / PRIÈRE DE COCHER UNE CASE.

☐ **CHEQUE / CHÈQUE** ☐ **MONEY ORDER / MANDAT**
make cheques payable to: / chèques payable à: Trajan Publishing



Card No. / no. de carte:

Exp. Date / date d'expiration:

Name / nom:

Signature:

Check your advertisement for accuracy of the first insertion. **THE CANADIAN PHILATELIST** cannot be responsible for the cost of more than one incorrect insertion.

Vérifiez l'exactitude de l'annonce à sa première insertion.

Le Philatéliste canadien n'est responsable que du coût d'une seule insertion erronée.

COPY CHANGES NOT ALLOWED DURING LENGTH OF AD'S RUN /
AUCUN CHANGEMENT DE TEXTE N'EST AUTORISÉ PENDANT LA PARUTION
DE L'ANNONCE.

Abbreviations, initials and phone numbers count as one word. /
Les abréviations, initiales et numéros de téléphone comptent pour un mot.

3 _____
6 _____
9 _____
12 _____
15 _____
18 _____
21 _____
24 _____
27 _____
30 _____

OF ISSUES TO RUN IN / Parution dans:
numéros de la publication.

TOTAL # OF WORDS / Nombre de mots:

= TOTAL COST / Coût total \$

All ads require name, address and phone number with order;
they do not need to be used in your copy.

Pour commander, indiquez vos nom, adresse et no. de téléphone,
qu'il n'est pas indispensable d'utiliser dans le texte de l'annonce.

SELL QUALITY SELLS

ROYAL PHILATELIC SOCIETY OF CANADA SALES CIRCUITS

Most Requested Circuit Books:

Australian States
Canada: precancels, perfins,
booklets, recent used,
Provinces,
Br. Europe,
Br. Pacific,
Br Asia u (early),
British West Indies
China,
France,
GB,
Iceland,
New Zealand
Switzerland

Books Available:

Australia m & u,
Br. Commonwealth,
Canada m & u, varieties,
(specify period)
plate blocks m, u
Aaland, Faroes, Finland,
Denmark
Europe: east & west
France,
Fr Colonies, m & u (lots)
specify which
Germany, u, m, E & W,
States etc.
Hungary M & u, perf & imp
Iceland u
Italy & Col.
Japan mod u
New Zealand,
Norway m & u
Romania
Russia,
Scandinavia, m, u ,
Spain
Sweden
Switzerland, u,
Topicals..Birds +++
USA

Beat Ol' Man Winter!

We have lots of choice new material for the discriminating buyer. If you still haven't heard from us, do remind us. It may be you requested material we don't have!

We cannot visit or travel, but we can work on stamps...

Travel, go birding, study history... but do it at home

(out of the cold & wet and the corona virus)

Through your stamps!!

Call, or send books to sell
to the Circuit today!



We are ALWAYS seeking quality material from the world.

Want to buy stamps at reasonable prices?

Write, phone, fax or e-mail today, for a complete information package on how to buy or sell through the **RPSC Sales Circuits**. RPSC members only.

Independently owned and operated by: R. Dwayne Miner, Owner and Sandra E. Foss, Circuit Manager

**Box 2130
Sidney, BC V8L 3S6
Canada**

**Phone: 250-655-1715
Fax: 250-655-1715
E-mail: rpscsale@telus.net**



CELEBRATING **95** YEARS

r. maresch & son

CANADA'S PREMIER STAMP AUCTION HOUSE SINCE 1924



THINKING OF SELLING? We are always looking to take on new consignments, so if you're interested in selling your collection at auction we'd love to help. Call 1-800-363-0777 or e-mail info@maresch.com to discuss taking part in an upcoming sale.



6-2 VATA CRT ♦ AURORA (GREATER TORONTO), ON ♦ L4G 4B6 ♦ CANADA
(905) 726-2197 www.maresch.com (800) 363-0777